

Final Results

Division 1

| Section | Points |
|---------|--------|
| 8 | 224.5 |
| 11 | 210.0 |
| 5 | 165.5 |
| 1 | 162.0 |
| 2 | 137.0 |
| 9 | 132.0 |
| 6 | 96.5 |
| C | 87.0 |
| 4 | 80.5 |
| 3 | 63.5 |
| P | 63.0 |

Division 2

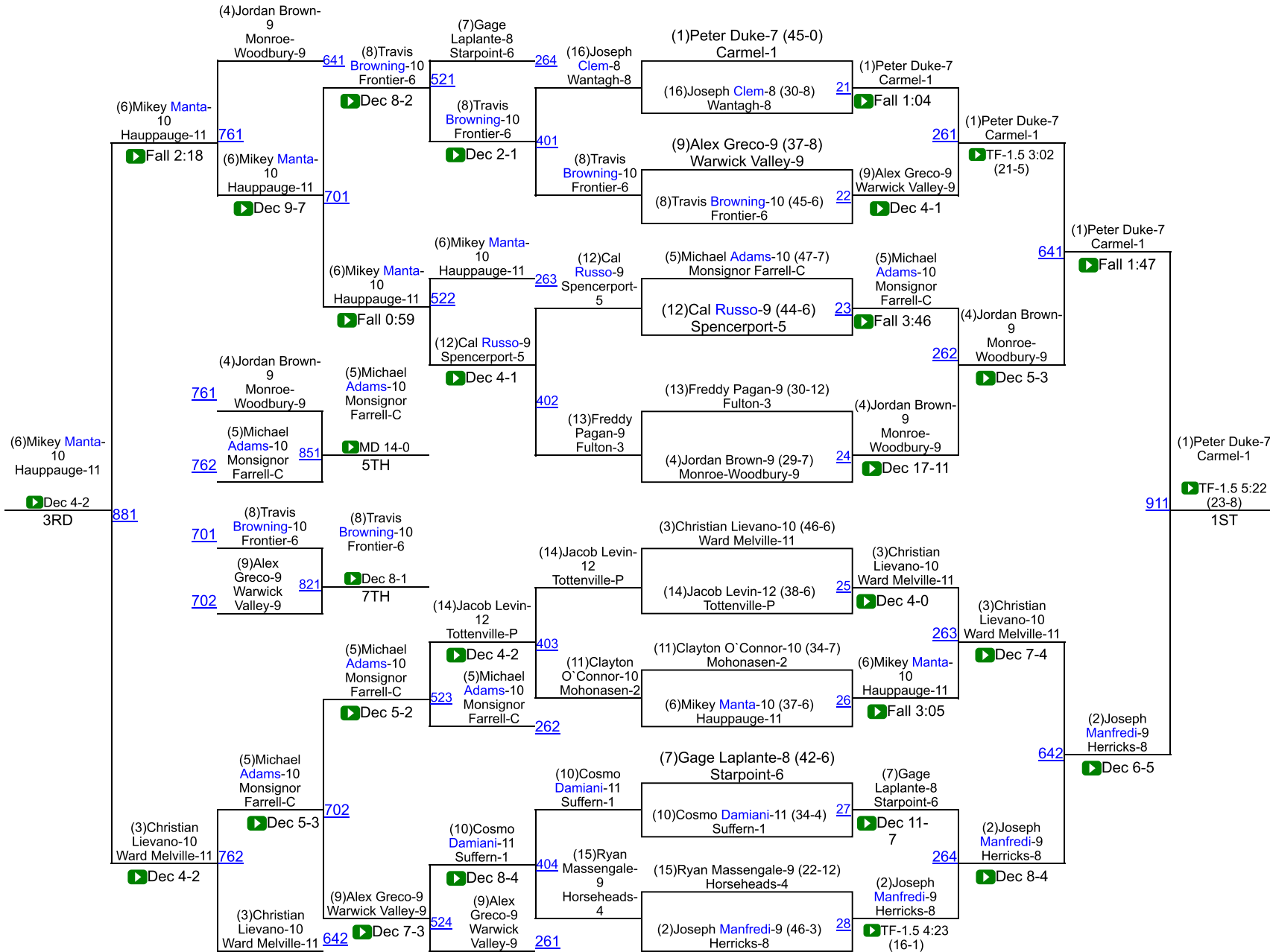
| Section | Points |
|---------|--------|
| 3 | 222.0 |
| 5 | 219.5 |
| 4 | 200.5 |
| 2 | 165.5 |
| 6 | 163.0 |
| 11 | 150.0 |
| 8 | 139.0 |
| 1 | 79.0 |
| 9 | 62.0 |
| 10 | 47.5 |
| 7 | 34.0 |
| P | 25.0 |
| A | 3.0 |

Division 1 Individual Team Scores

| | | | | | |
|----|--|------|-----|--------------------------------|-----|
| 1 | Hilton | 75.0 | 65 | Port Chester | 8.0 |
| 2 | Shenendehowa | 67.5 | 69 | Brooklyn Technical | 7.0 |
| 3 | Hauppauge | 63.0 | 69 | Chaminade | 7.0 |
| 4 | Minisink Valley | 55.0 | 69 | Clarkstown South | 7.0 |
| 5 | Wantagh | 50.5 | 69 | Harry S Truman | 7.0 |
| 6 | Chenango Forks | 49.5 | 69 | Mineola | 7.0 |
| 7 | Iona Prep | 48.0 | 69 | Niskayuna | 7.0 |
| 8 | Massapequa | 41.0 | 69 | West Genesee | 7.0 |
| 9 | Ward Melville | 36.0 | 76 | Kellenberg | 6.0 |
| 10 | Fox Lane | 33.0 | 77 | Auburn | 5.0 |
| 11 | Carmel | 29.0 | 77 | John Jay Cross River | 5.0 |
| 12 | Monroe-Woodbury | 27.0 | 77 | New Rochelle | 5.0 |
| 13 | Copiague | 26.0 | 77 | Tottenville | 5.0 |
| 13 | Eastport-South Manor | 26.0 | 81 | Brockport | 4.0 |
| 15 | Bay Shore | 25.5 | 81 | Connetquot | 4.0 |
| 16 | John Jay East Fishkill | 25.0 | 81 | Frontier | 4.0 |
| 16 | Penfield | 25.0 | 81 | Harrison | 4.0 |
| 18 | Commack | 24.0 | 81 | Indian River | 4.0 |
| 18 | MacArthur | 24.0 | 81 | James Madison | 4.0 |
| 18 | Niagara Falls | 24.0 | 81 | Kings Park | 4.0 |
| 18 | Niagara Wheatfield | 24.0 | 81 | North Rockland | 4.0 |
| 18 | Rocky Point | 24.0 | 81 | Warwick Valley | 4.0 |
| 23 | Islip | 23.5 | 81 | Westbury | 4.0 |
| 24 | Monsignor Farrell | 23.0 | 91 | Amherst | 3.0 |
| 24 | Pine Bush | 23.0 | 91 | Clarkstown North | 3.0 |
| 26 | Central Square | 22.5 | 91 | Elmira | 3.0 |
| 27 | Hempstead | 22.0 | 91 | Garden City | 3.0 |
| 28 | Arlington | 21.0 | 91 | Newfield | 3.0 |
| 28 | Attica/Batavia | 21.0 | 91 | Ossining | 3.0 |
| 28 | McKee-Staten Island Tech | 21.0 | 91 | Shaker | 3.0 |
| 28 | Rush Henrietta | 21.0 | 91 | Tappan Zee | 3.0 |
| 32 | Ballston Spa | 20.5 | 91 | Webster Thomas | 3.0 |
| 33 | Farmingdale | 20.0 | 100 | Burnt Hills | 2.0 |
| 33 | Freeport | 20.0 | 100 | Eastchester | 2.0 |
| 33 | Grand Street Campus | 20.0 | 100 | Hamburg | 2.0 |
| 33 | Long Beach | 20.0 | 100 | Manhasset | 2.0 |
| 33 | Northport | 20.0 | 100 | Midwood | 2.0 |
| 38 | Herricks | 19.5 | 100 | Starpoint | 2.0 |
| 39 | Syosset | 19.0 | 106 | Guilderland | 1.0 |
| 40 | Brentwood | 18.0 | 106 | Hendrick Hudson | 1.0 |
| 40 | North Babylon | 18.0 | 106 | Holy Trinity | 1.0 |
| 42 | Corning | 17.0 | 106 | Longwood | 1.0 |
| 43 | Williamsville North/East | 16.5 | 106 | Miller Place | 1.0 |
| 44 | Briarcliff Byram Hills Valhalla Westlake | 16.0 | 106 | New Paltz | 1.0 |
| 44 | Carthage | 16.0 | 106 | Newburgh | 1.0 |
| 44 | Lancaster | 16.0 | 106 | Rome Free Academy | 1.0 |
| 44 | Middletown | 16.0 | 106 | St Anthony's | 1.0 |
| 48 | Mepham | 15.0 | 106 | Suffern | 1.0 |
| 49 | Bellport | 14.0 | 106 | Xavier | 1.0 |
| 49 | Pittsford | 14.0 | 117 | Canisius | 0.0 |
| 51 | Columbia | 13.0 | 117 | Irondequoit | 0.0 |
| 51 | Glen Cove | 13.0 | 117 | Ithaca | 0.0 |
| 51 | Mohonasen | 13.0 | 117 | Jamesville Dewitt/CBA | 0.0 |
| 54 | Clarence | 12.0 | 117 | Johnson City | 0.0 |
| 54 | Horseheads | 12.0 | 117 | Massena | 0.0 |
| 54 | White Plains | 12.0 | 117 | New Hartford | 0.0 |
| 57 | Webster Schroeder | 11.5 | 117 | Plainview Old Bethpage | 0.0 |
| 58 | Averill Park | 11.0 | 117 | Roy C Ketcham | 0.0 |
| 58 | Beacon | 11.0 | 117 | Saratoga | 0.0 |
| 60 | Levittown Division | 10.5 | 117 | Sayville | 0.0 |
| 61 | Spencerport | 10.0 | 117 | Sewanhaka East | 0.0 |
| 61 | Washingtonville | 10.0 | 117 | St John The Baptist | 0.0 |
| 63 | Fulton | 9.0 | 117 | St Joseph Collegiate Institute | 0.0 |
| 63 | Grand Island | 9.0 | 117 | Union-Endicott | 0.0 |
| 65 | Centereach | 8.0 | 117 | Valley Central | 0.0 |
| 65 | Mahopac | 8.0 | 117 | Westhampton Beach | 0.0 |
| 65 | Martin L. King | 8.0 | 117 | Yorktown | 0.0 |

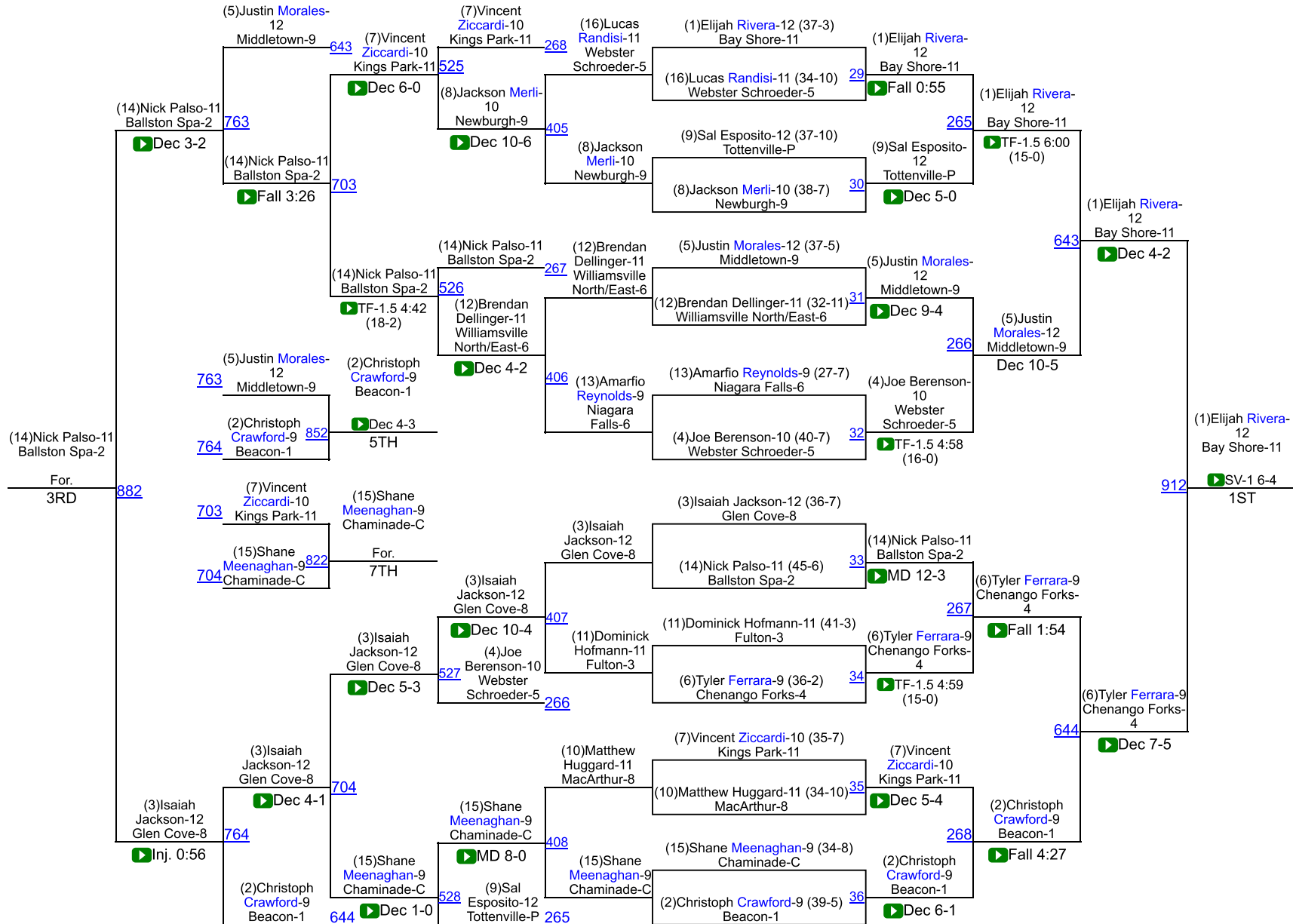
2020 NYSPHSAA State Championships

I-99



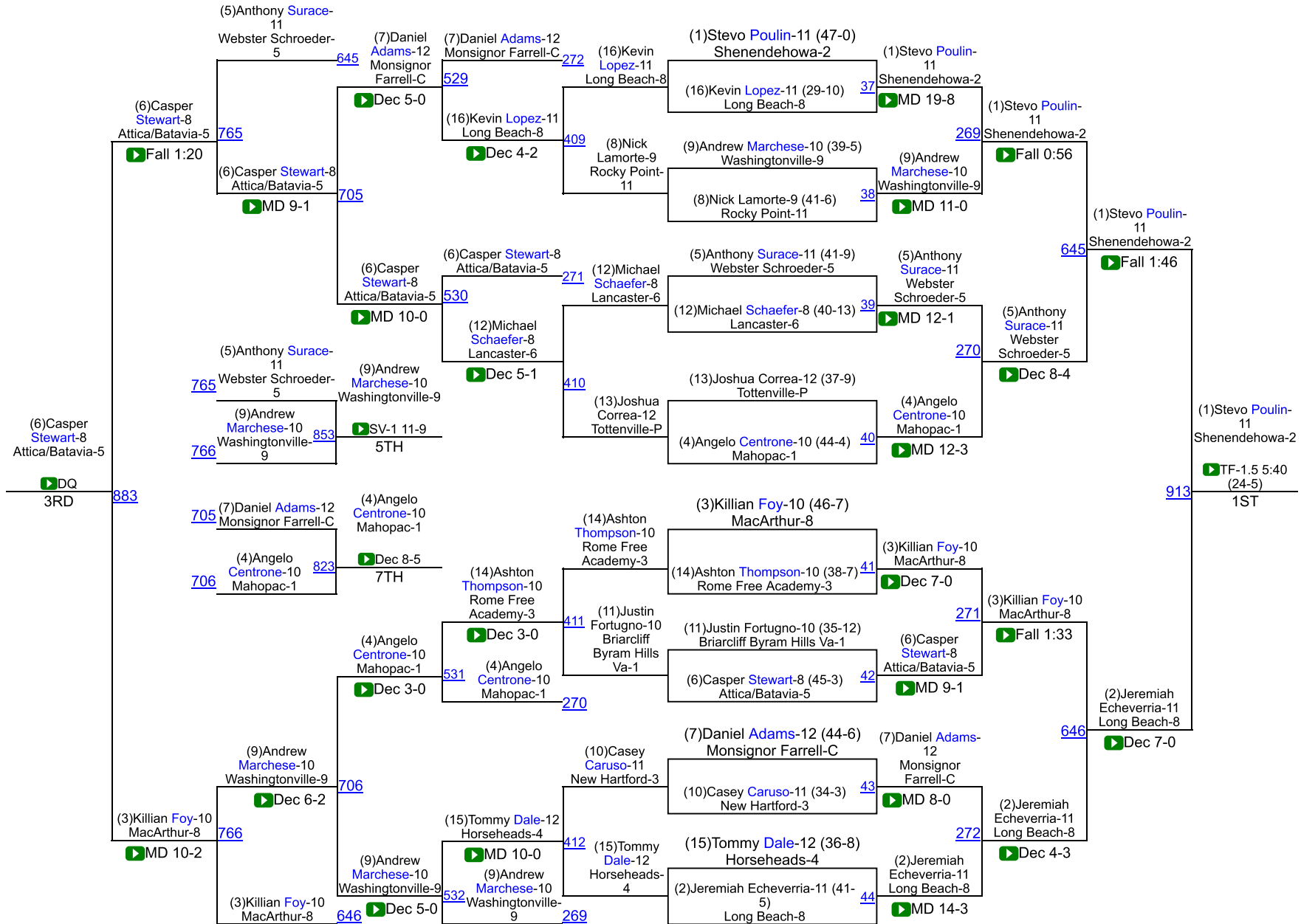
2020 NYSPHSAA State Championships

I-106



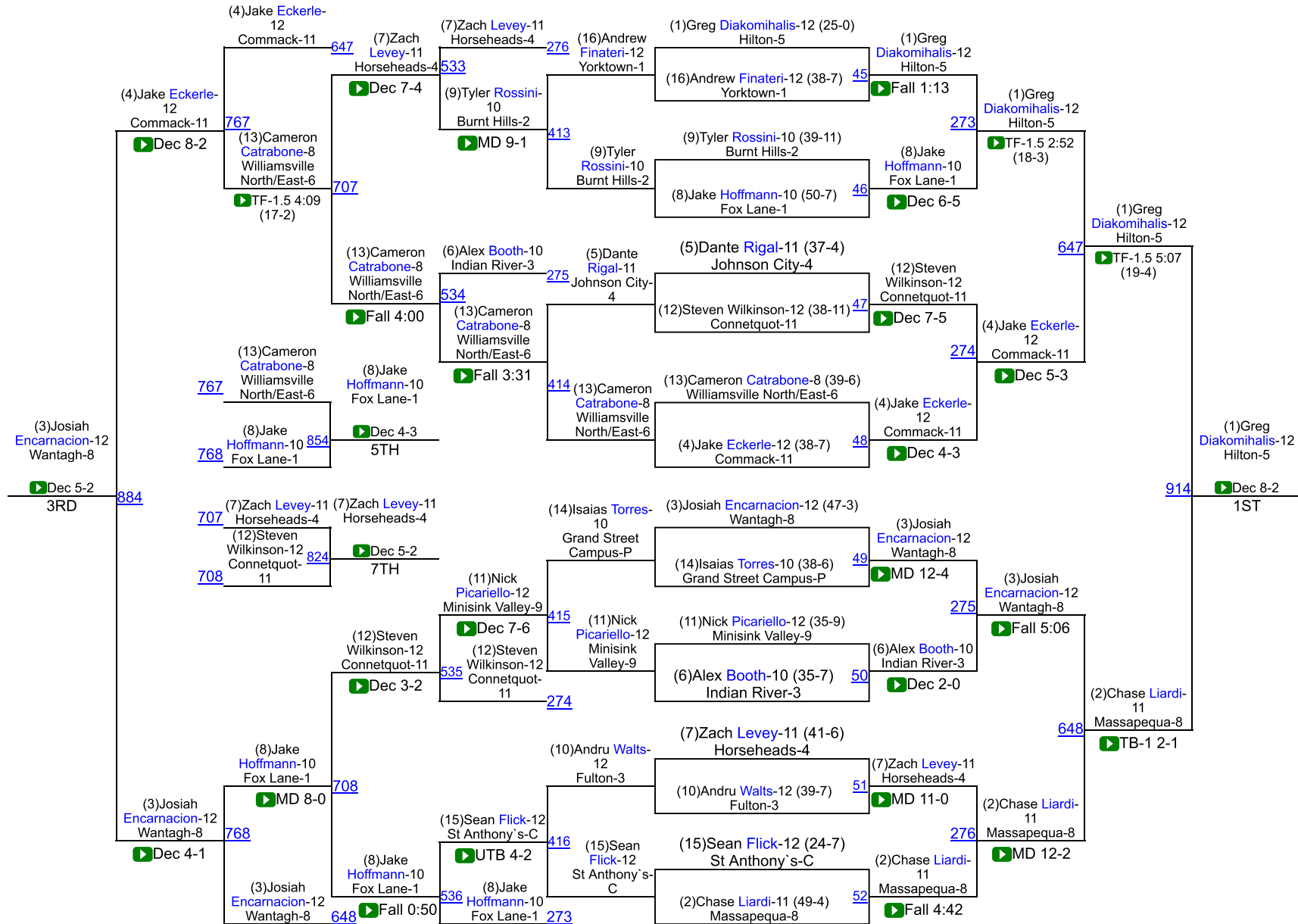
2020 NYSPHSAA State Championships

I-113



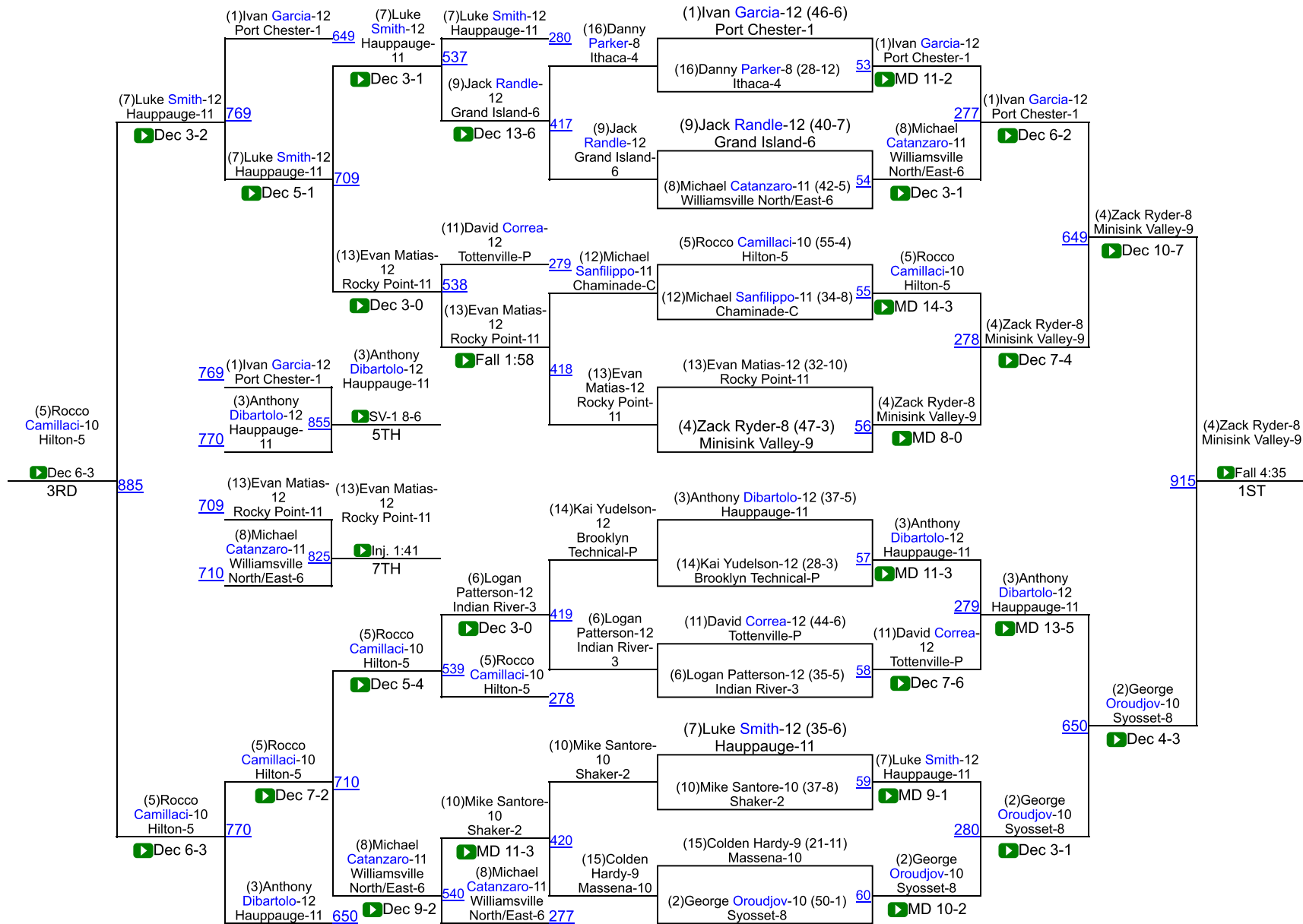
2020 NYSPHSAA State Championships

I-120



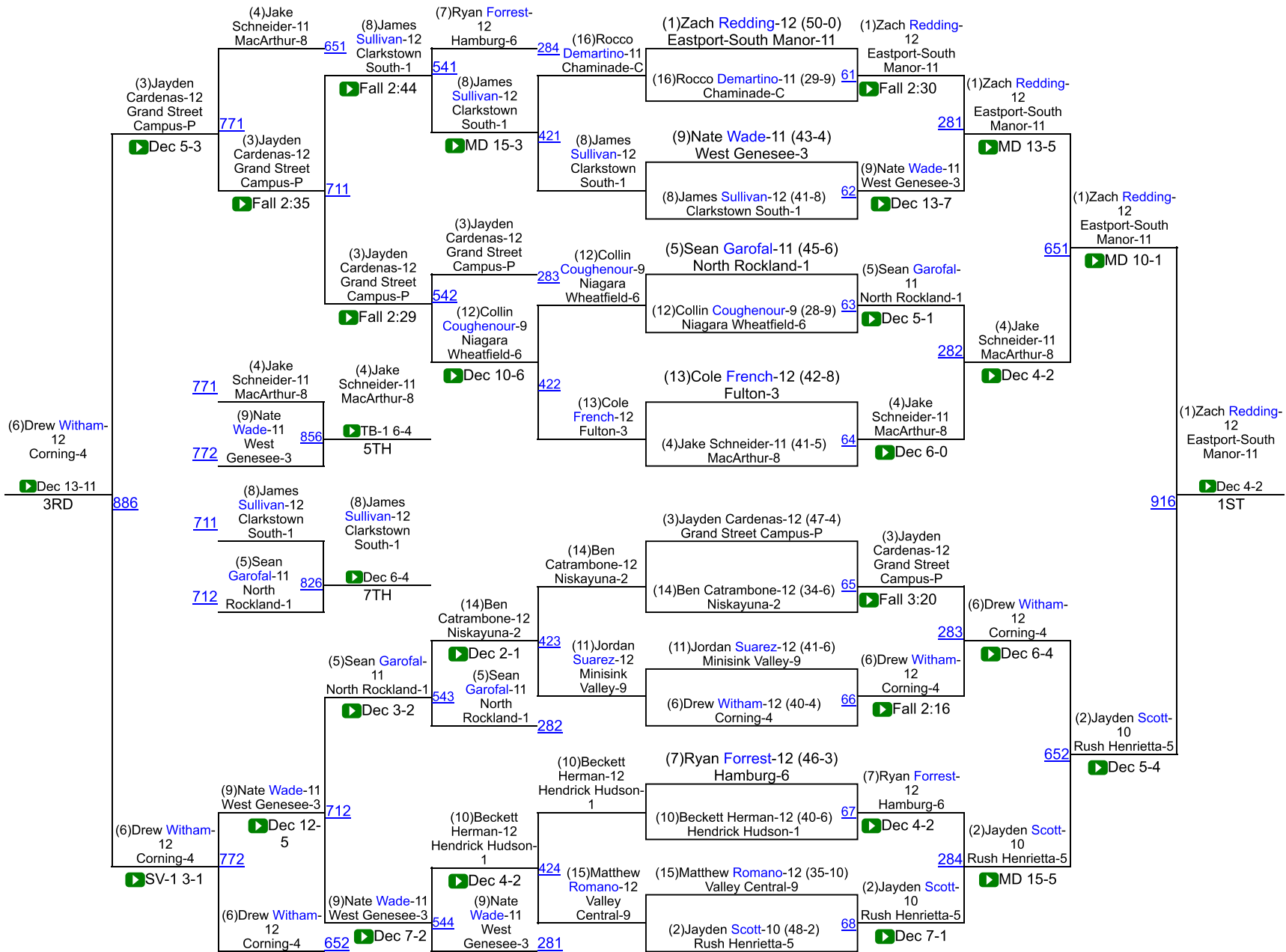
2020 NYSPHSAA State Championships

I-126

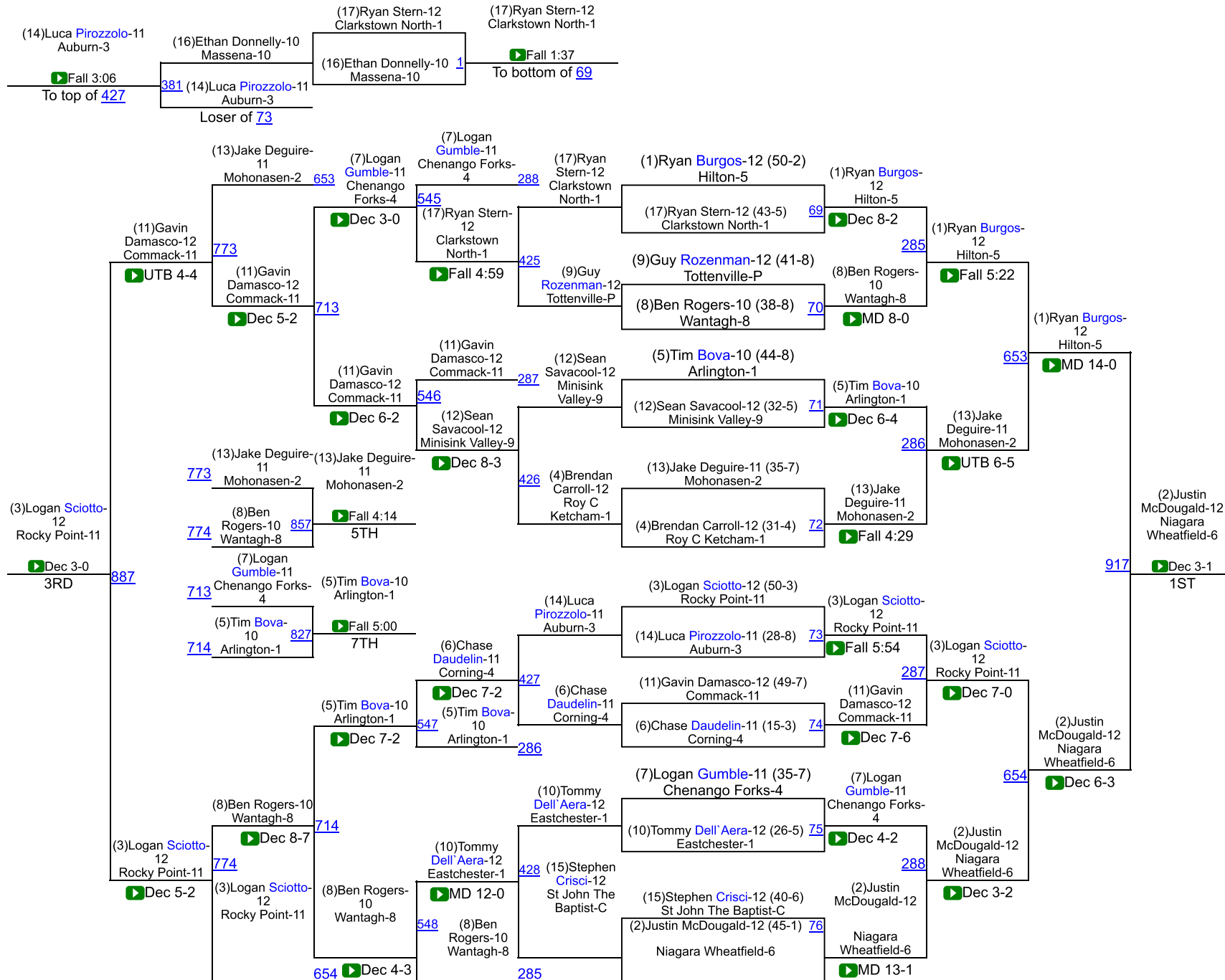


2020 NYSPHSAA State Championships

I-132

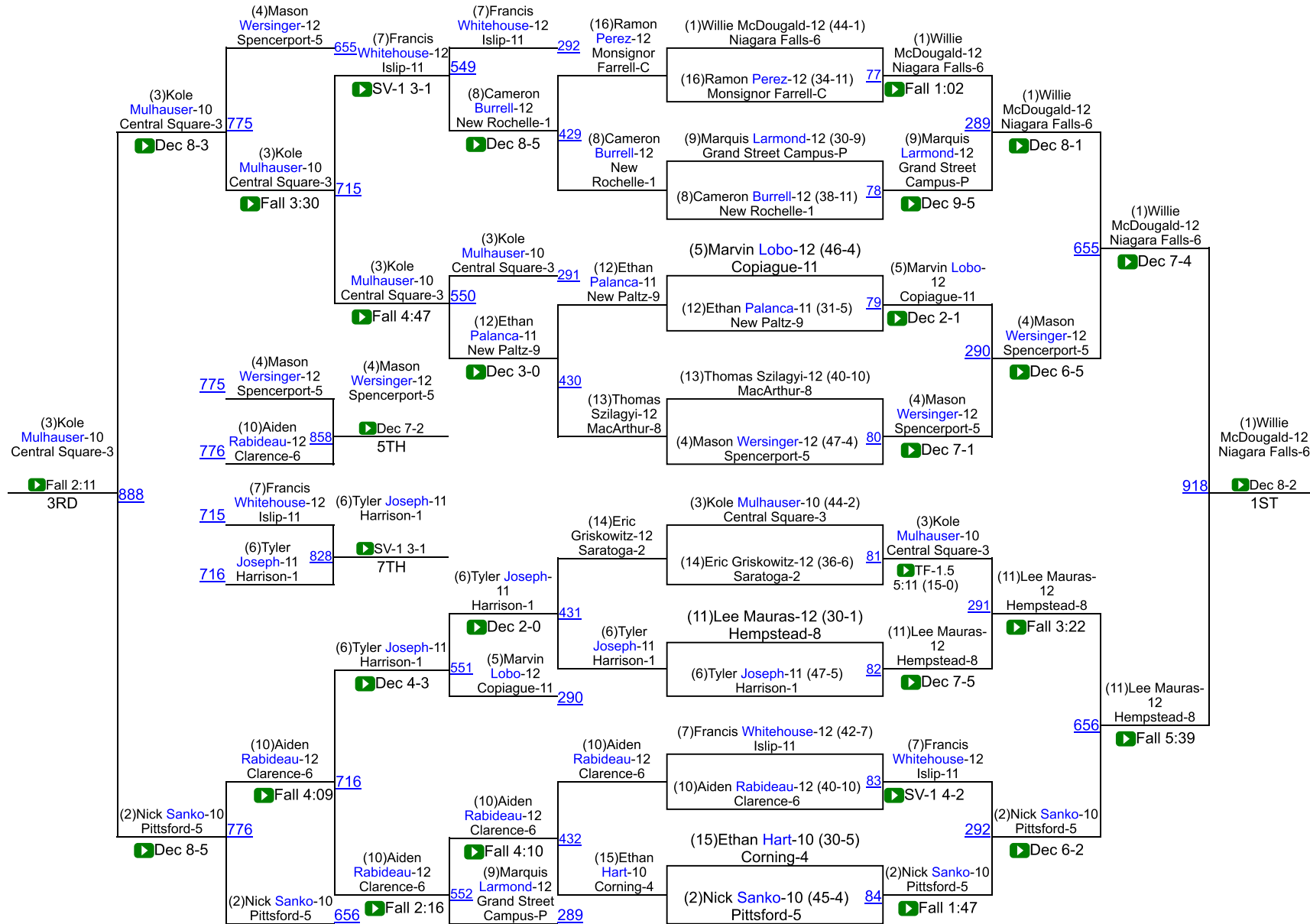


2020 NYSPHSAA State Championships



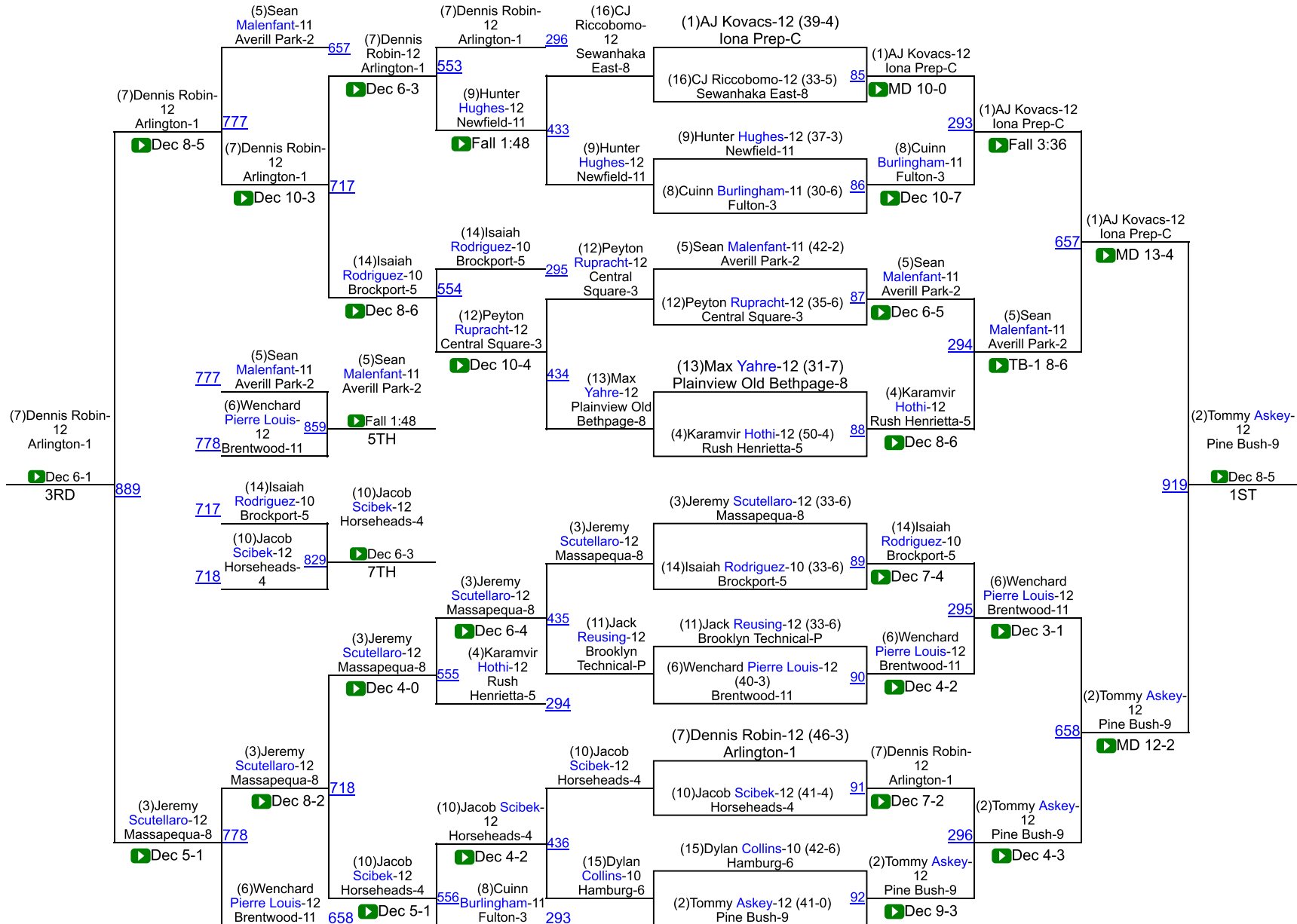
2020 NYSPHSAA State Championships

I-145



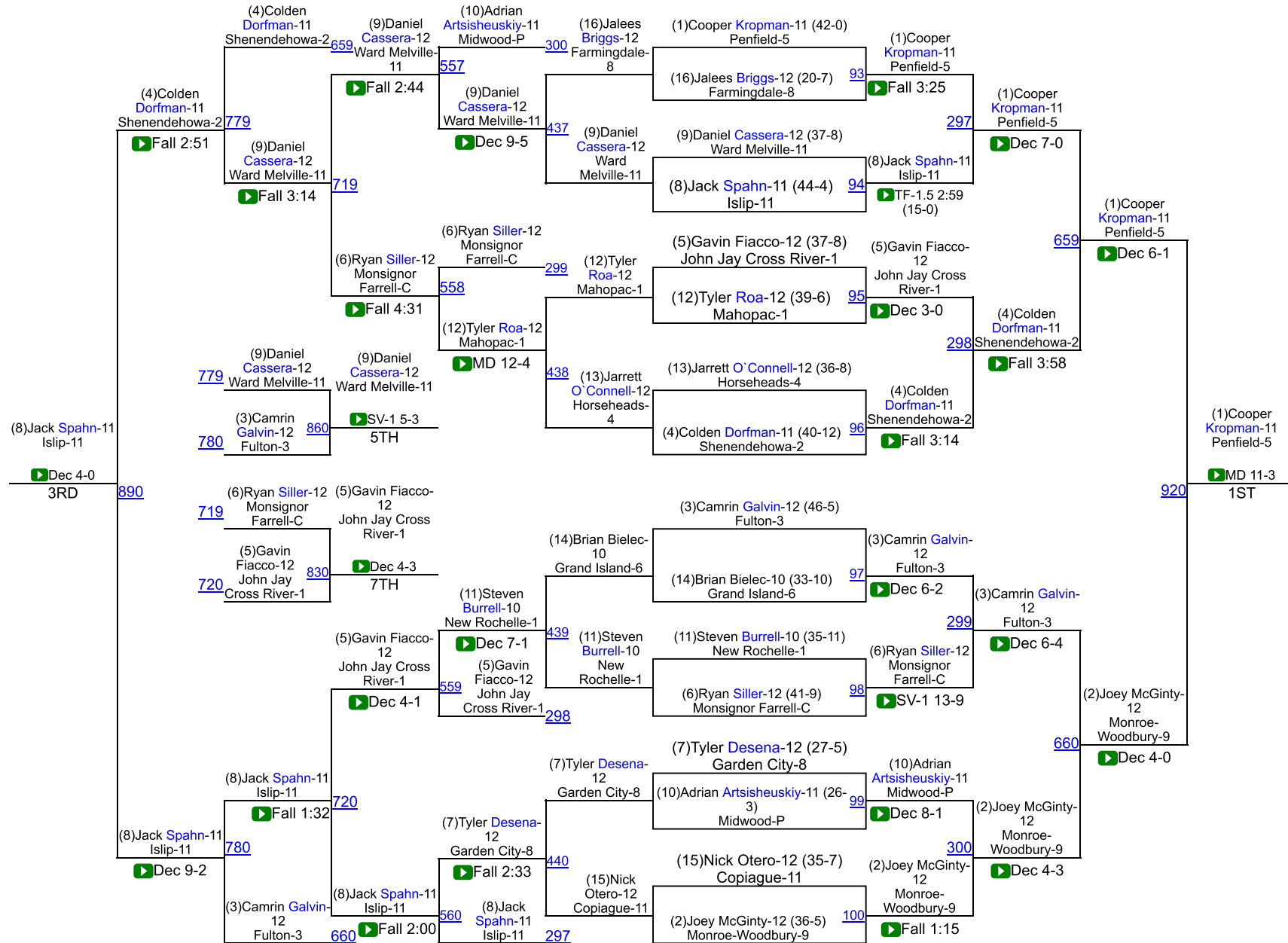
2020 NYSPHSAA State Championships

I-152



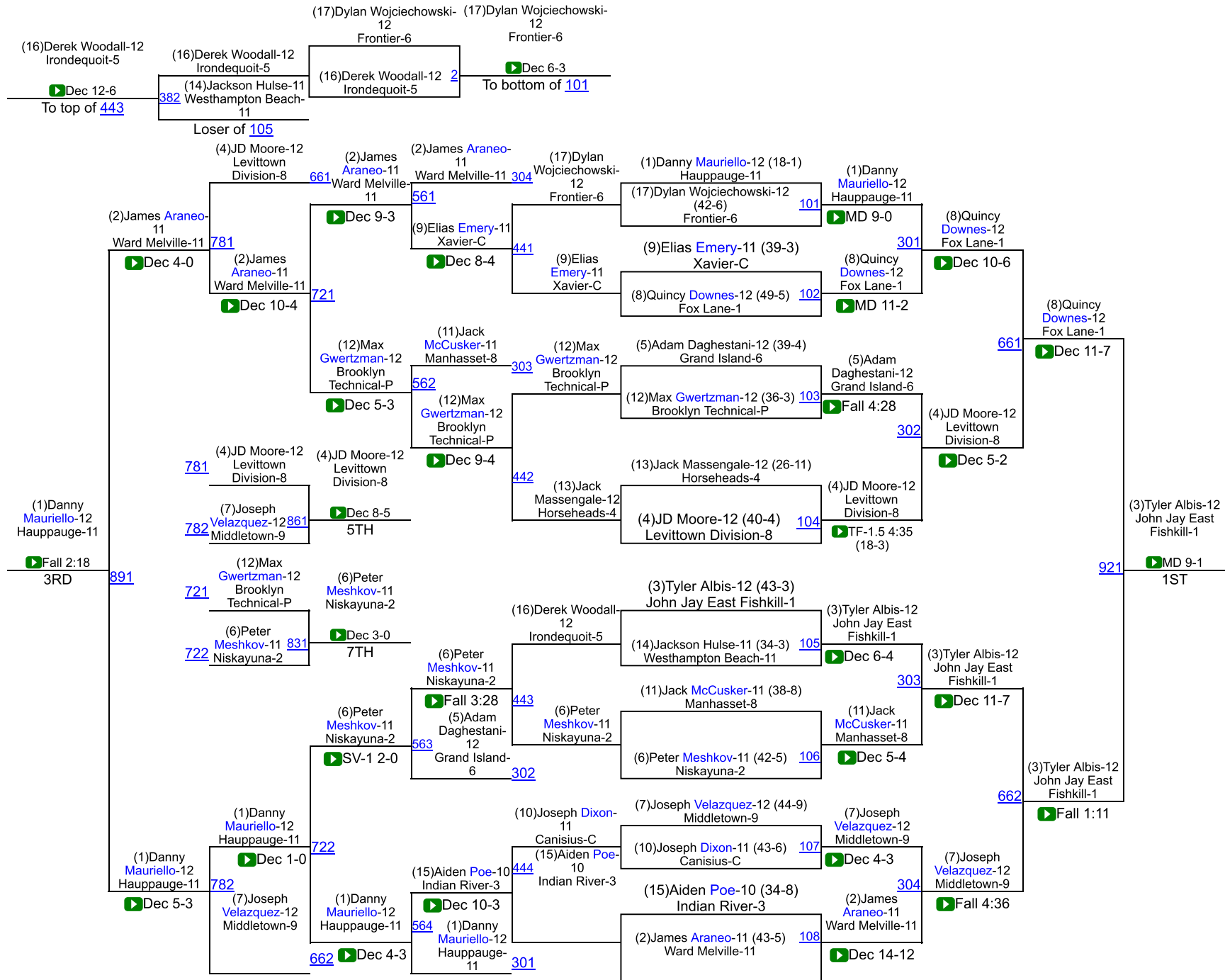
2020 NYSPHSAA State Championships

I-160



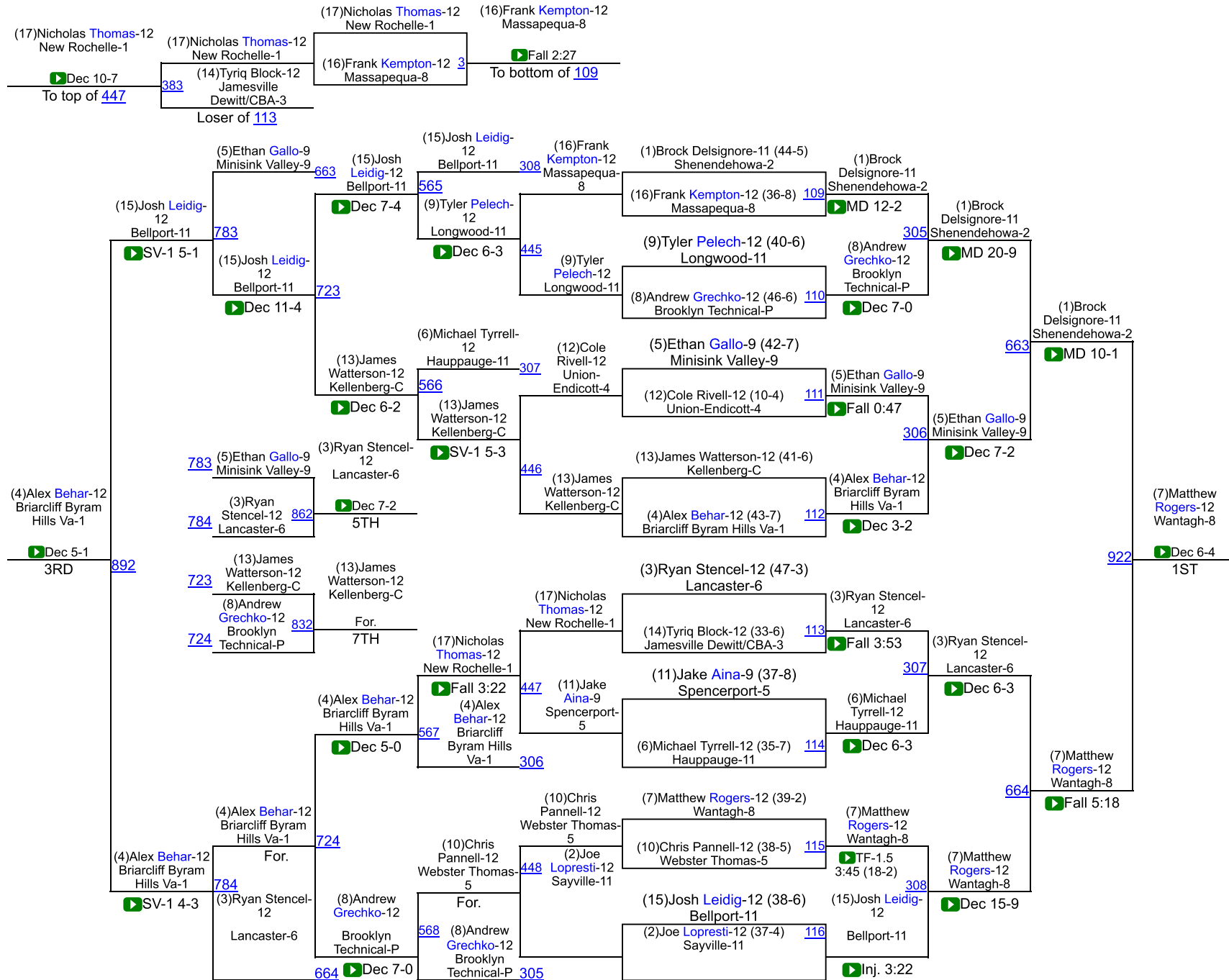
2020 NYSPHSAA State Championships

I-170



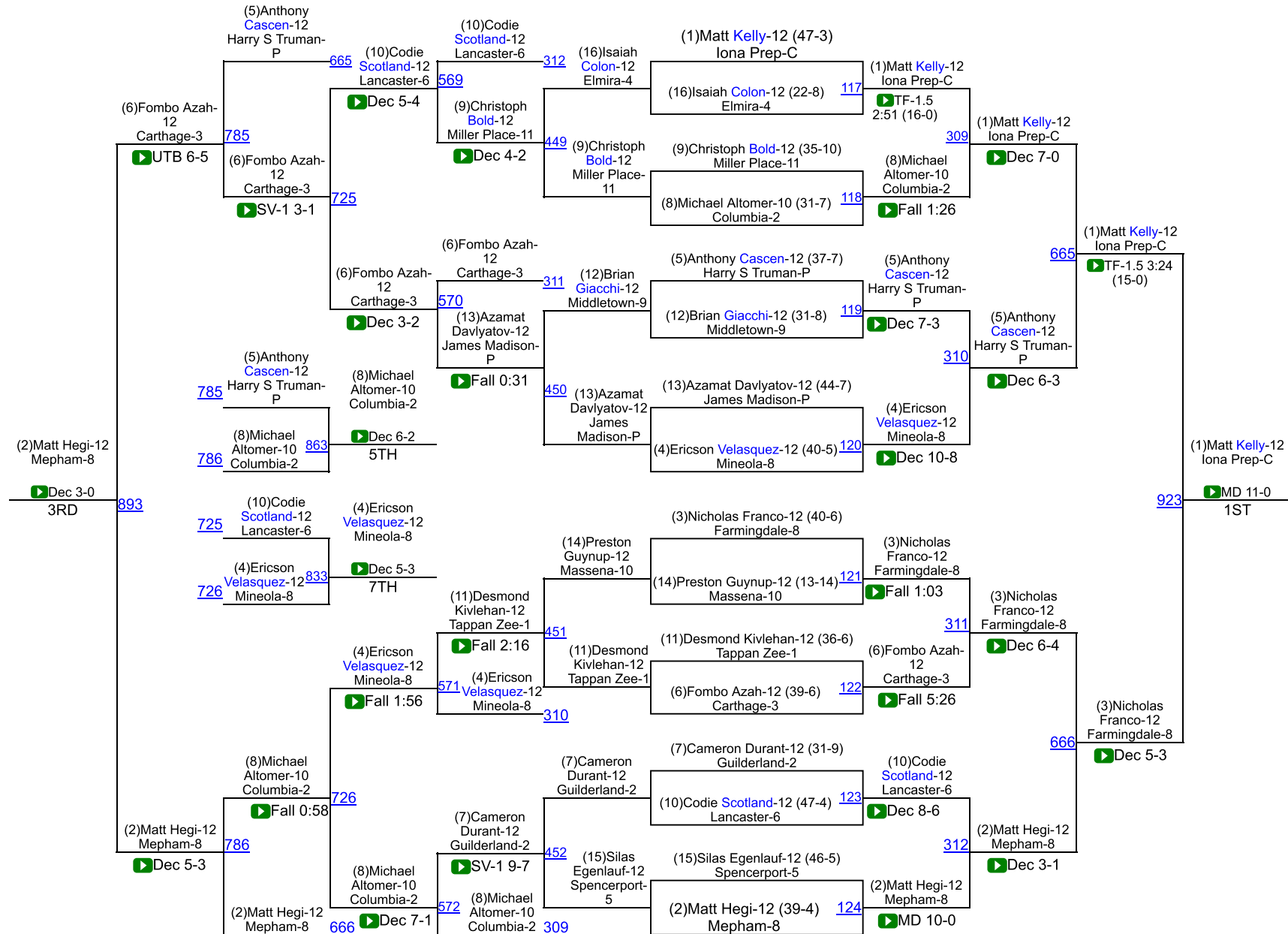
2020 NYSPHSAA State Championships

I-182



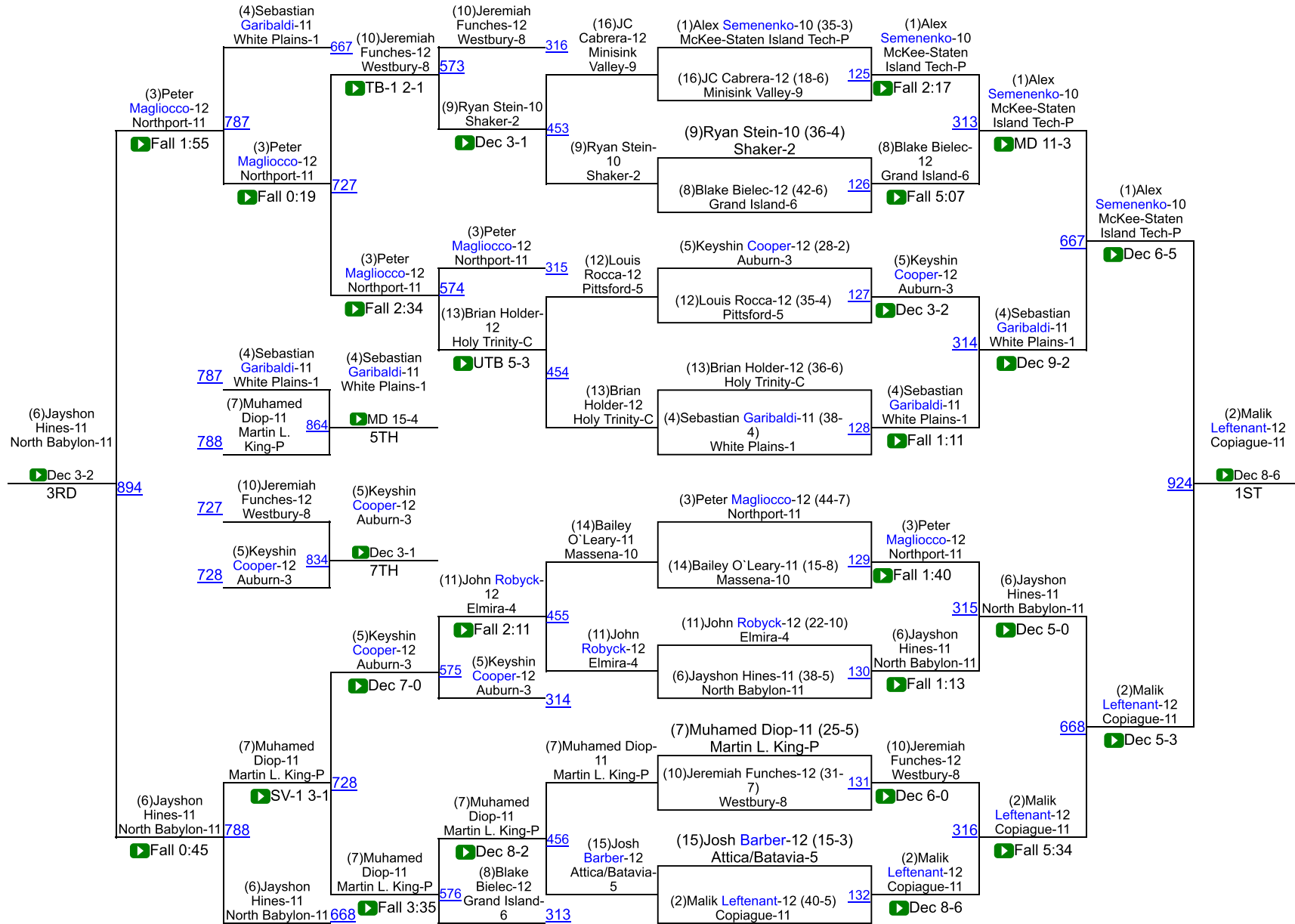
2020 NYSPHSAA State Championships

I-195



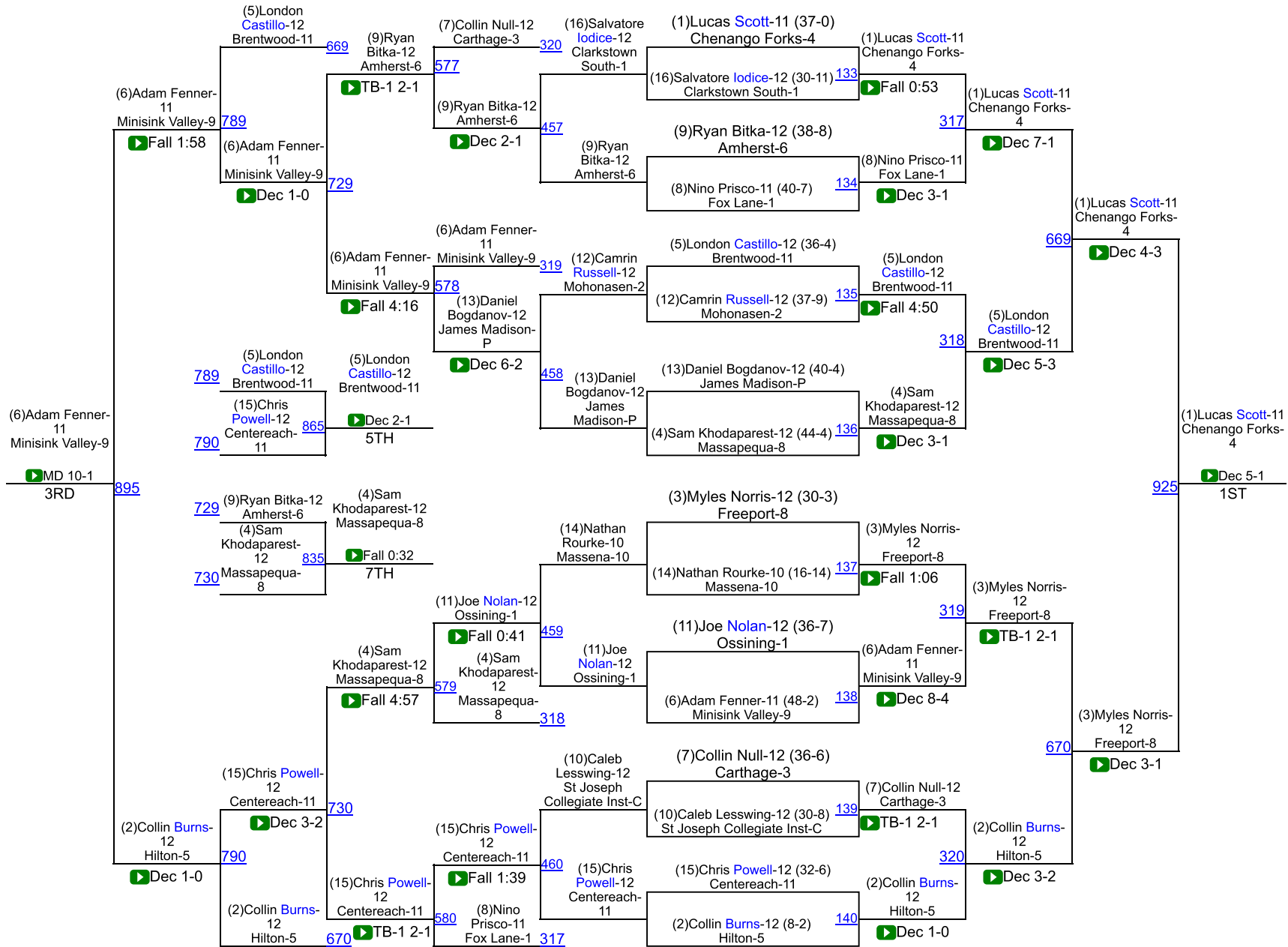
2020 NYSPHSAA State Championships

I-220



2020 NYSPHSAA State Championships

I-285

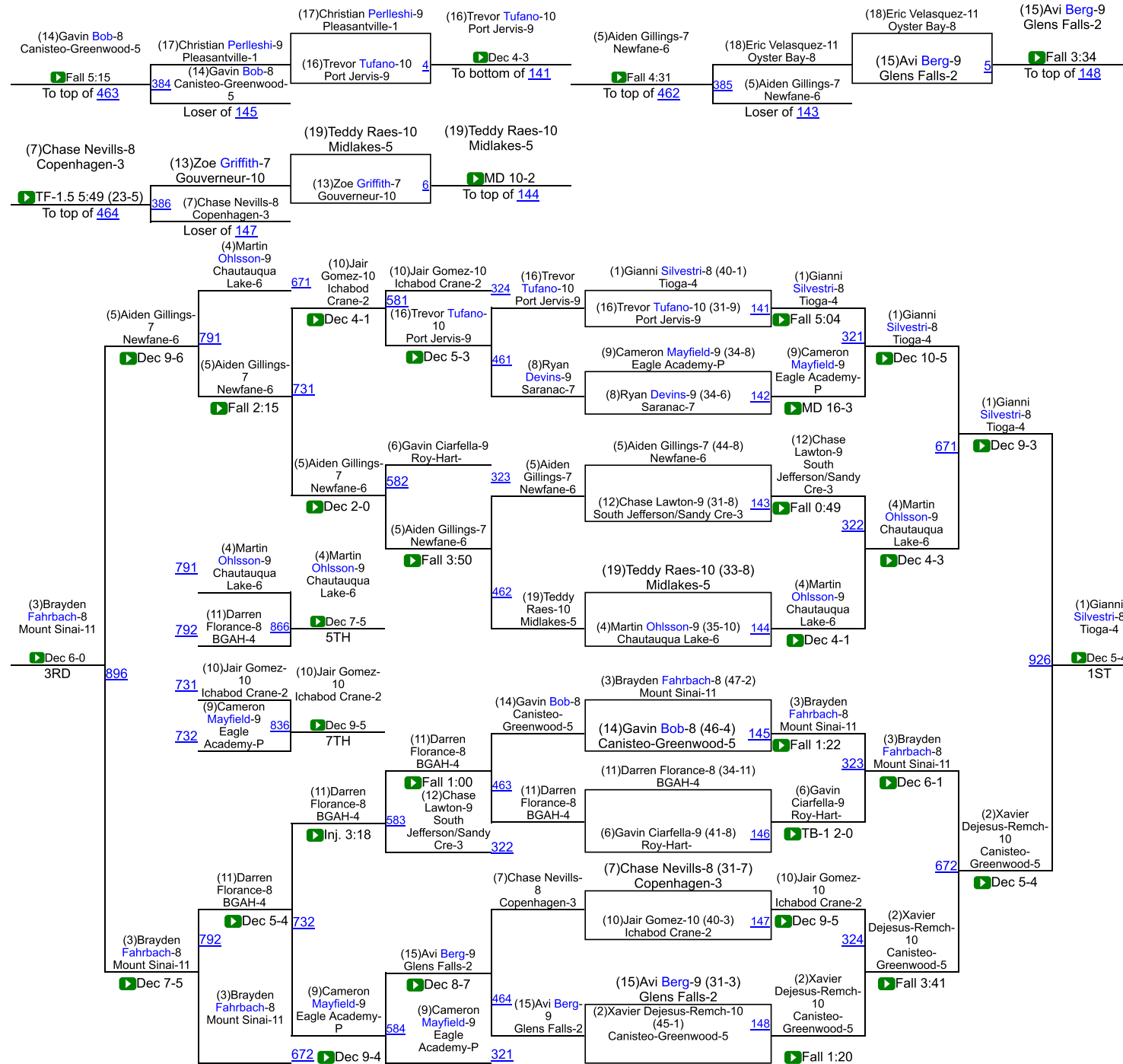


Division 2 Individual Team Scores

| | | | | | |
|----|-----------------------------|------|-----|---------------------------------|-----|
| 1 | Tioga | 73.5 | 64 | Groton | 9.0 |
| 2 | Palmyra-Macedon | 70.0 | 64 | Hannibal-Cato Meridian | 9.0 |
| 3 | Mount Sinai | 64.5 | 64 | Irvington | 9.0 |
| 4 | Newfane | 63.0 | 64 | Sidney | 9.0 |
| 4 | Norwich | 63.0 | 69 | John Glenn | 8.0 |
| 6 | Cold Spring Harbor | 58.0 | 69 | Lyndonville | 8.0 |
| 7 | Cobleskill-Richmondville | 55.0 | 69 | Marcus Whitman/ Penn Yan | 8.0 |
| 8 | Central Valley Academy | 53.0 | 69 | Southwestern | 8.0 |
| 9 | South Jefferson/Sandy Creek | 48.0 | 69 | Whitehall Ft Ann | 8.0 |
| 10 | Gouverneur | 47.5 | 74 | Adirondack | 7.0 |
| 11 | Clarke | 35.0 | 74 | Coxsackie Athens | 7.0 |
| 12 | Bolivar-Richburg | 29.0 | 74 | Peru | 7.0 |
| 13 | Onteora | 28.0 | 74 | Red Hook | 7.0 |
| 13 | Pioneer | 28.0 | 78 | LaSalle | 6.0 |
| 15 | Tamarac | 27.5 | 78 | Warrensburg Bolton | 6.0 |
| 16 | Honeoye Falls-Lima | 27.0 | 80 | Ichabod Crane | 5.0 |
| 16 | Port Jervis | 27.0 | 80 | Lake Shore | 5.0 |
| 16 | Saranac | 27.0 | 80 | Petrides | 5.0 |
| 19 | Dolgeville | 26.0 | 83 | North Rose Wolcott | 4.0 |
| 19 | Perry | 26.0 | 84 | Berne Knox Westerlo Middleburgh | 3.0 |
| 21 | Center Moriches | 25.0 | 84 | Collegiate School | 3.0 |
| 21 | Marcellus/Onondaga | 25.0 | 84 | Croton | 3.0 |
| 21 | Olean | 25.0 | 84 | General Brown | 3.0 |
| 24 | Canastota | 24.0 | 84 | Hadley Luzerne Lake George | 3.0 |
| 25 | Canisteo-Greenwood | 23.0 | 84 | Maple Grove | 3.0 |
| 25 | Pleasantville | 23.0 | 84 | Oxford/Greene | 3.0 |
| 27 | Ardsley | 22.0 | 84 | Pawling | 3.0 |
| 27 | Cooperstown | 22.0 | 84 | Pearl River | 3.0 |
| 27 | Greenville | 22.0 | 84 | Putnam Valley | 3.0 |
| 27 | Locust Valley | 22.0 | 84 | Tonawanda | 3.0 |
| 27 | Windsor | 22.0 | 84 | Watervliet | 3.0 |
| 32 | Bayport-Blue Point | 21.5 | 96 | Sherburne Earlville | 2.5 |
| 33 | Lowville | 21.0 | 97 | Beaver River | 2.0 |
| 34 | Fredonia | 20.5 | 97 | Dryden | 2.0 |
| 35 | Eagle Academy | 20.0 | 97 | Falconer | 2.0 |
| 35 | Eden | 20.0 | 97 | Roy-Hart | 2.0 |
| 37 | BGAH | 19.0 | 101 | East Aurora - Holland | 1.0 |
| 37 | Mexico | 19.0 | 101 | Glens Falls | 1.0 |
| 39 | Leroy | 18.5 | 101 | Hornell | 1.0 |
| 40 | Warsaw | 17.5 | 101 | Pavillion/York | 1.0 |
| 41 | Mattituck | 17.0 | 101 | Schalmont | 1.0 |
| 42 | Hudson Falls | 16.0 | 101 | Seaford | 1.0 |
| 42 | Maple Hill | 16.0 | 101 | South Lewis | 1.0 |
| 42 | Susquehanna Valley | 16.0 | 108 | Beekmantown | 0.0 |
| 42 | Waverly | 16.0 | 108 | Byron Bergen/Elba | 0.0 |
| 46 | Walton/Delaware Academy | 15.0 | 108 | Camden | 0.0 |
| 47 | Iroquois | 14.0 | 108 | Canton | 0.0 |
| 47 | Owego | 14.0 | 108 | Chester | 0.0 |
| 47 | Shoreham-Wading River | 14.0 | 108 | Copenhagen | 0.0 |
| 50 | Oyster Bay | 13.5 | 108 | Edgemont | 0.0 |
| 51 | Corinth | 13.0 | 108 | Eldred-Liberty-Sullivan West | 0.0 |
| 51 | East Rochester | 13.0 | 108 | Hackley School | 0.0 |
| 51 | Newark Valley | 13.0 | 108 | Hampton Bays | 0.0 |
| 54 | Alden-Depew | 12.0 | 108 | Haverling | 0.0 |
| 54 | Letchworth | 12.0 | 108 | Horace Mann | 0.0 |
| 54 | Mount Markham | 12.0 | 108 | Longwood Prep | 0.0 |
| 54 | Our Lady Of Lourdes | 12.0 | 108 | Malone | 0.0 |
| 54 | Portville | 12.0 | 108 | Midlakes | 0.0 |
| 59 | Holland Patent | 11.0 | 108 | Northern Adirondack | 0.0 |
| 59 | Homer | 11.0 | 108 | Ogdensburg | 0.0 |
| 61 | Wheatley | 10.5 | 108 | Rye Country Day School | 0.0 |
| 62 | Alexander | 10.0 | 108 | Stony Brook School | 0.0 |
| 62 | Chautauqua Lake | 10.0 | 108 | Vernon-Verona-Sherrill | 0.0 |
| 64 | Albion | 9.0 | | | |

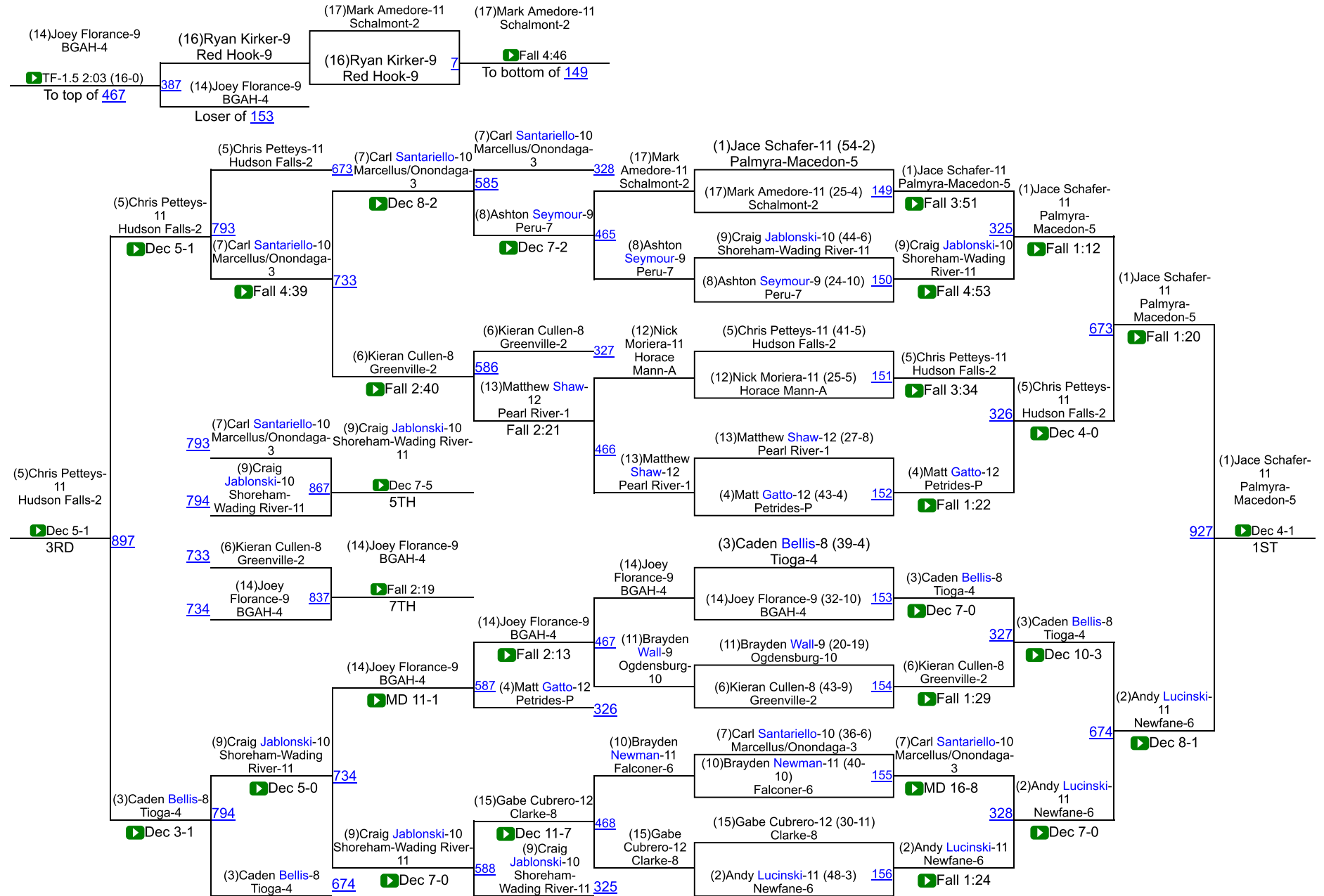
2020 NYSPHSA State Championships

II-99

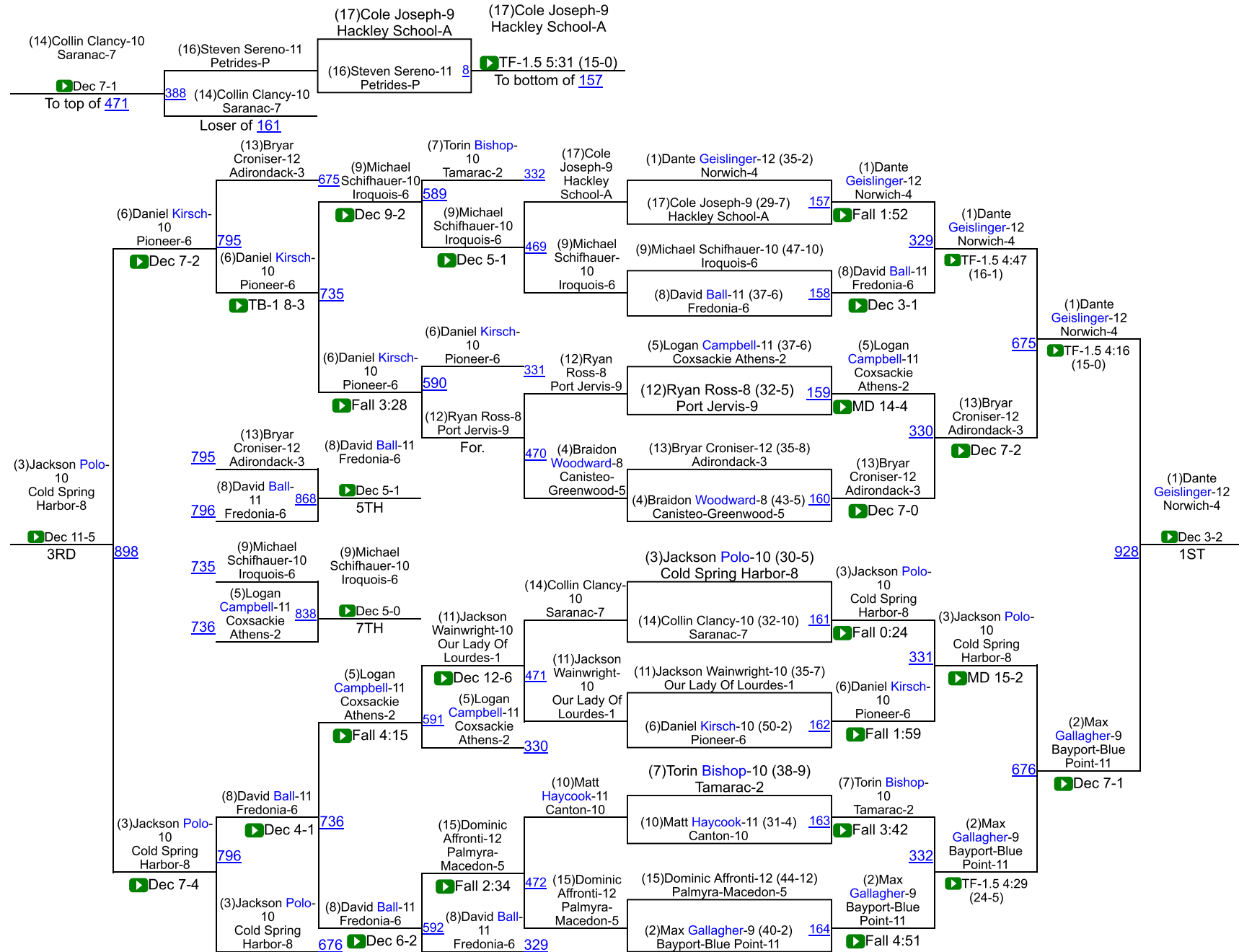


2020 NYSPHSAA State Championships

II-106

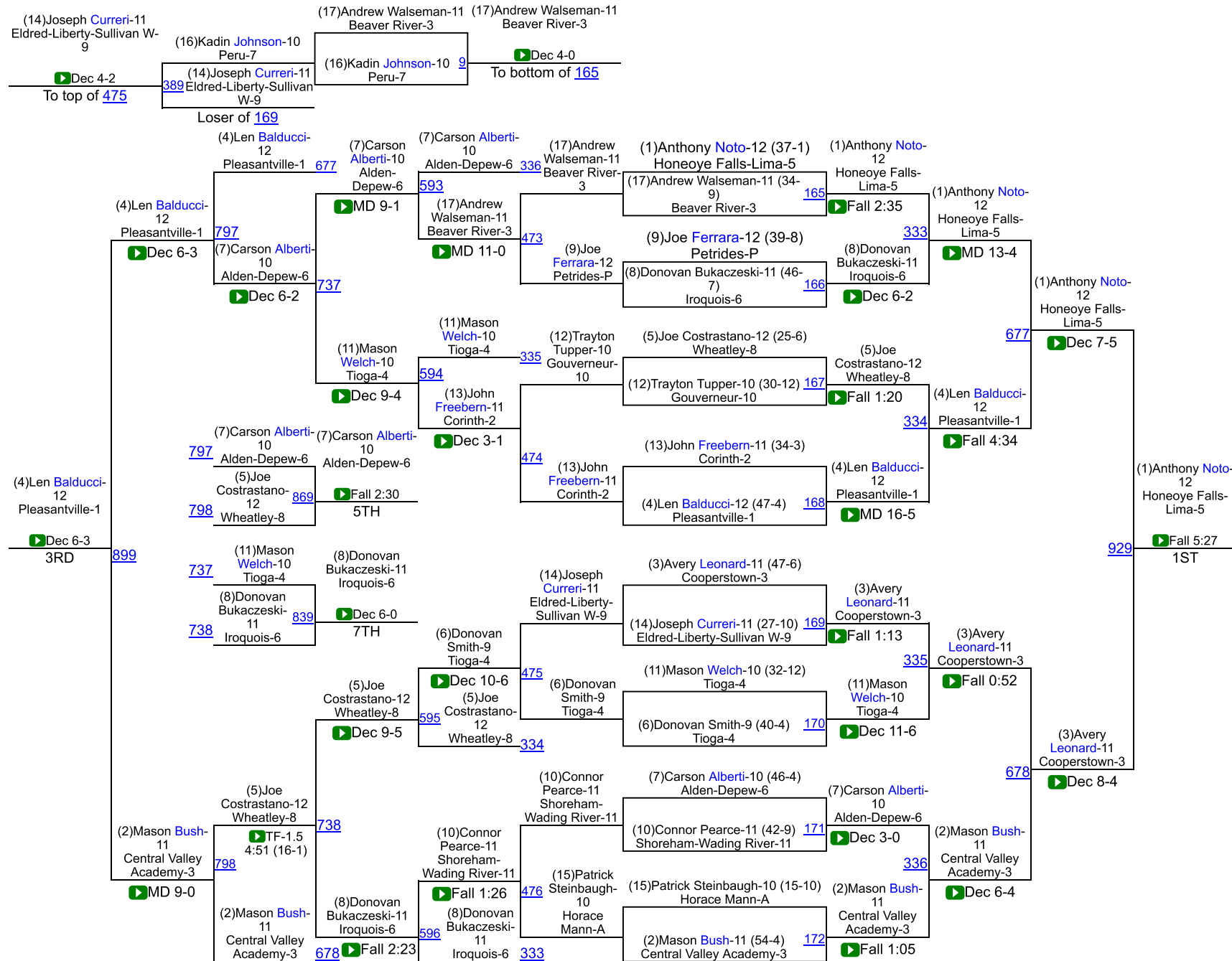


2020 NYSPHSAA State Championships

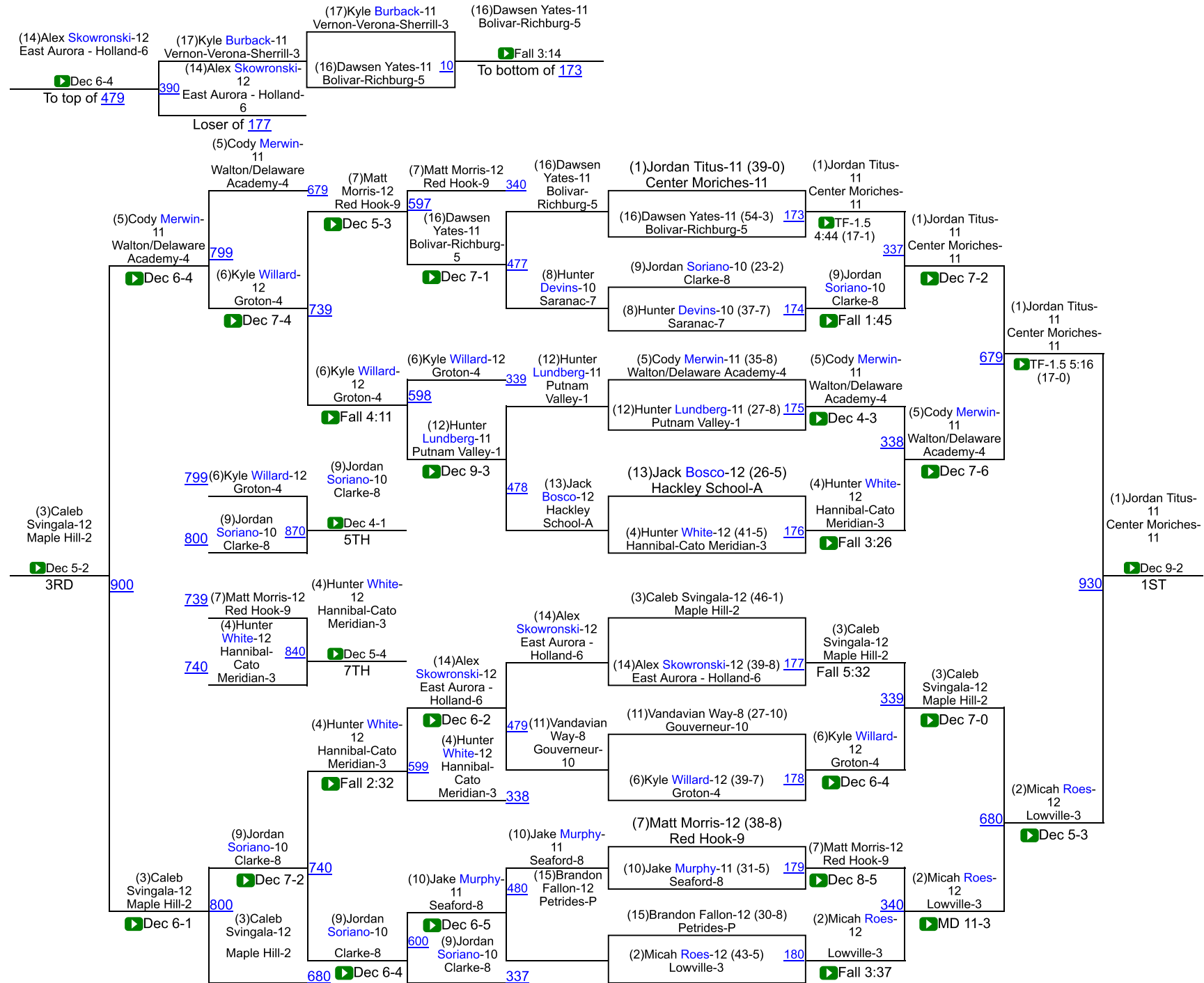


2020 NYSPHSAA State Championships

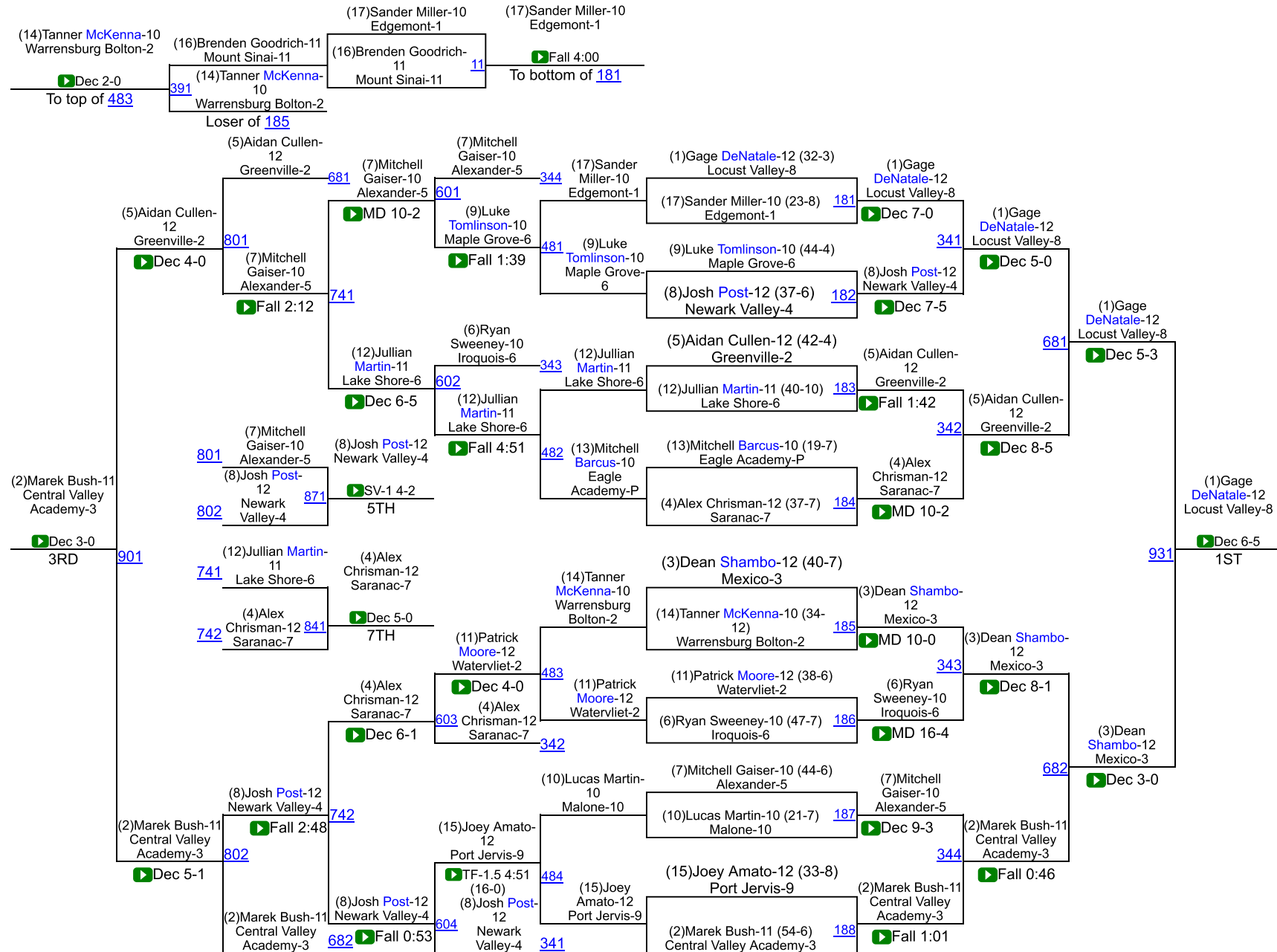
II-120



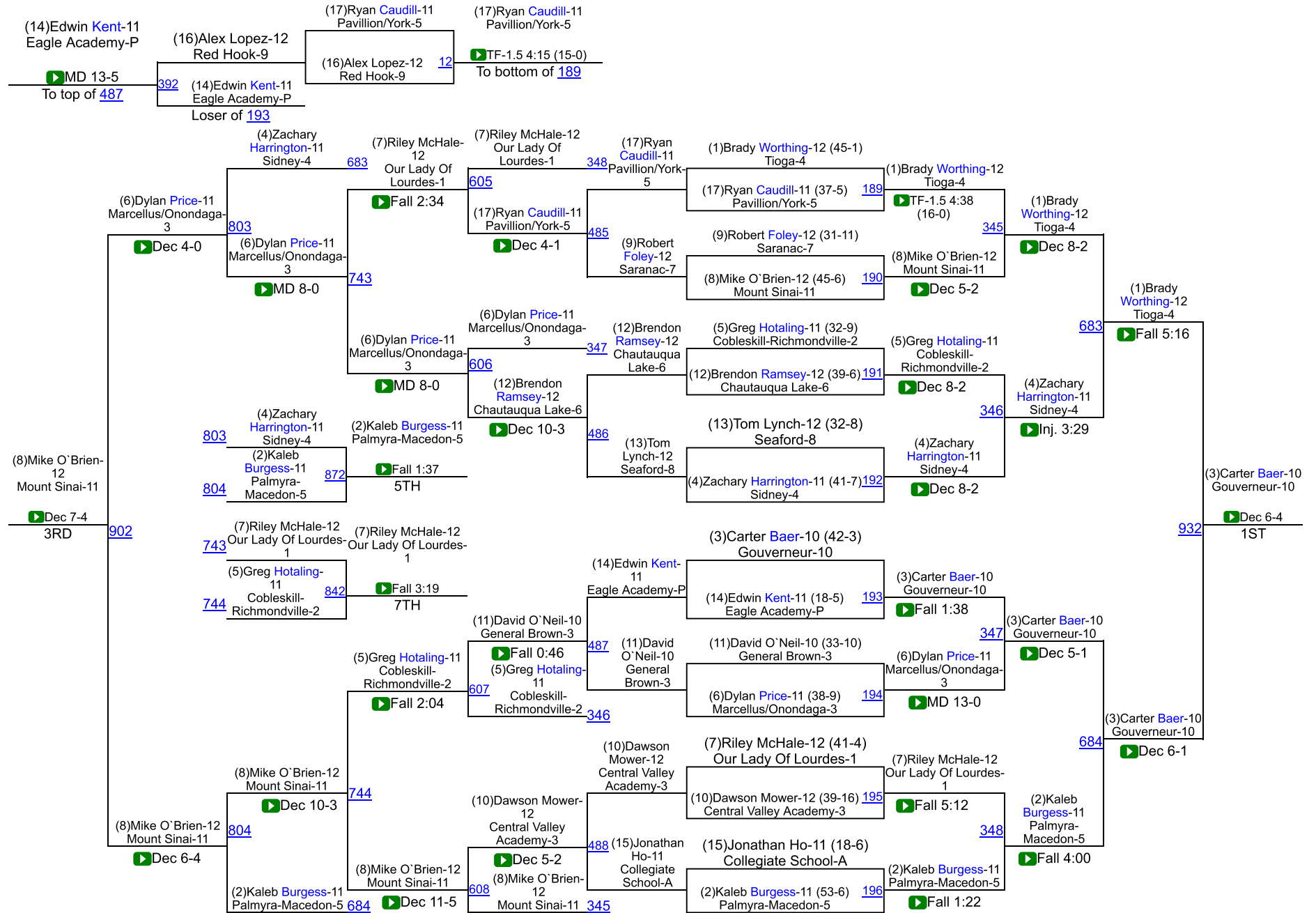
2020 NYSPHSAA State Championships



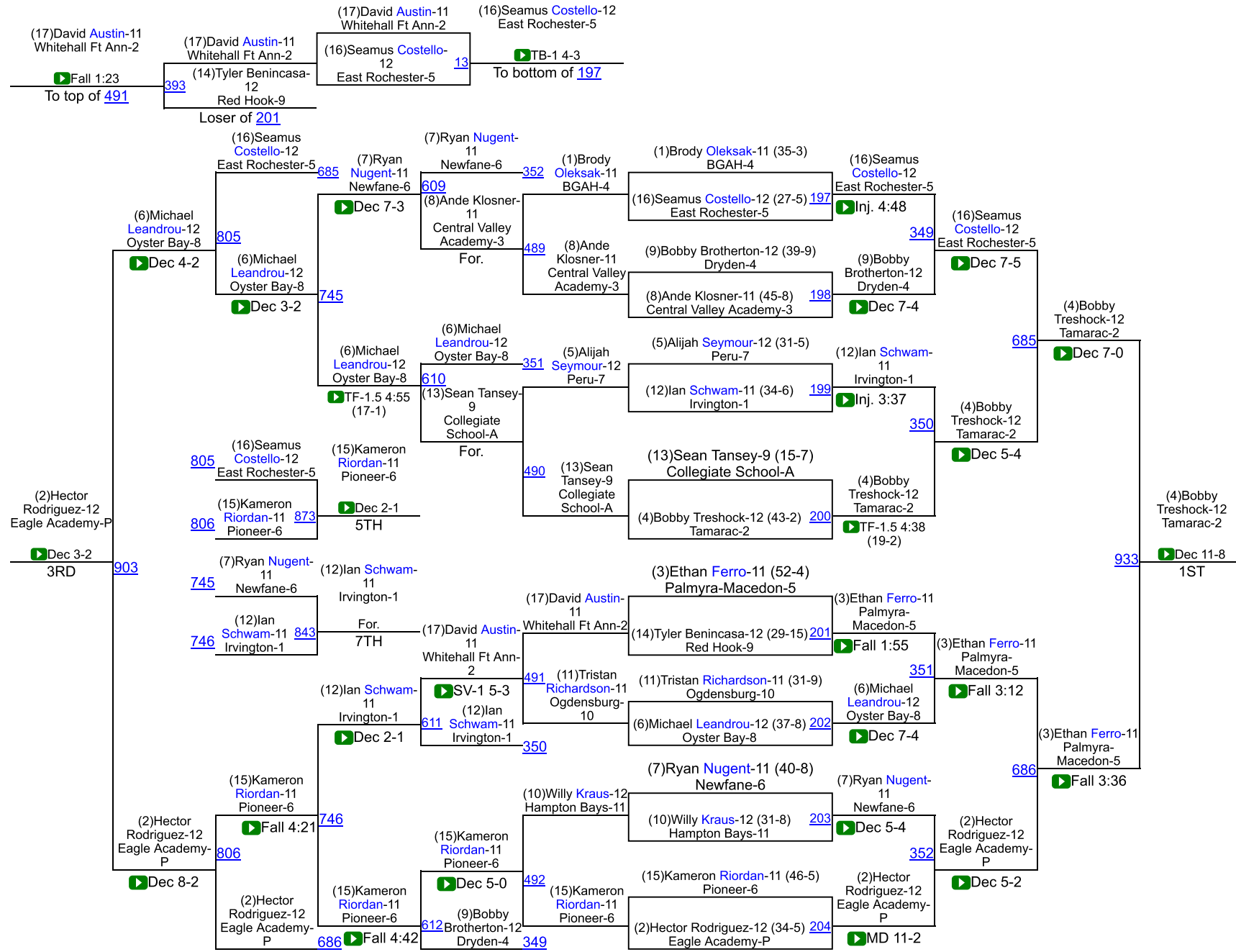
2020 NYSPHSAA State Championships



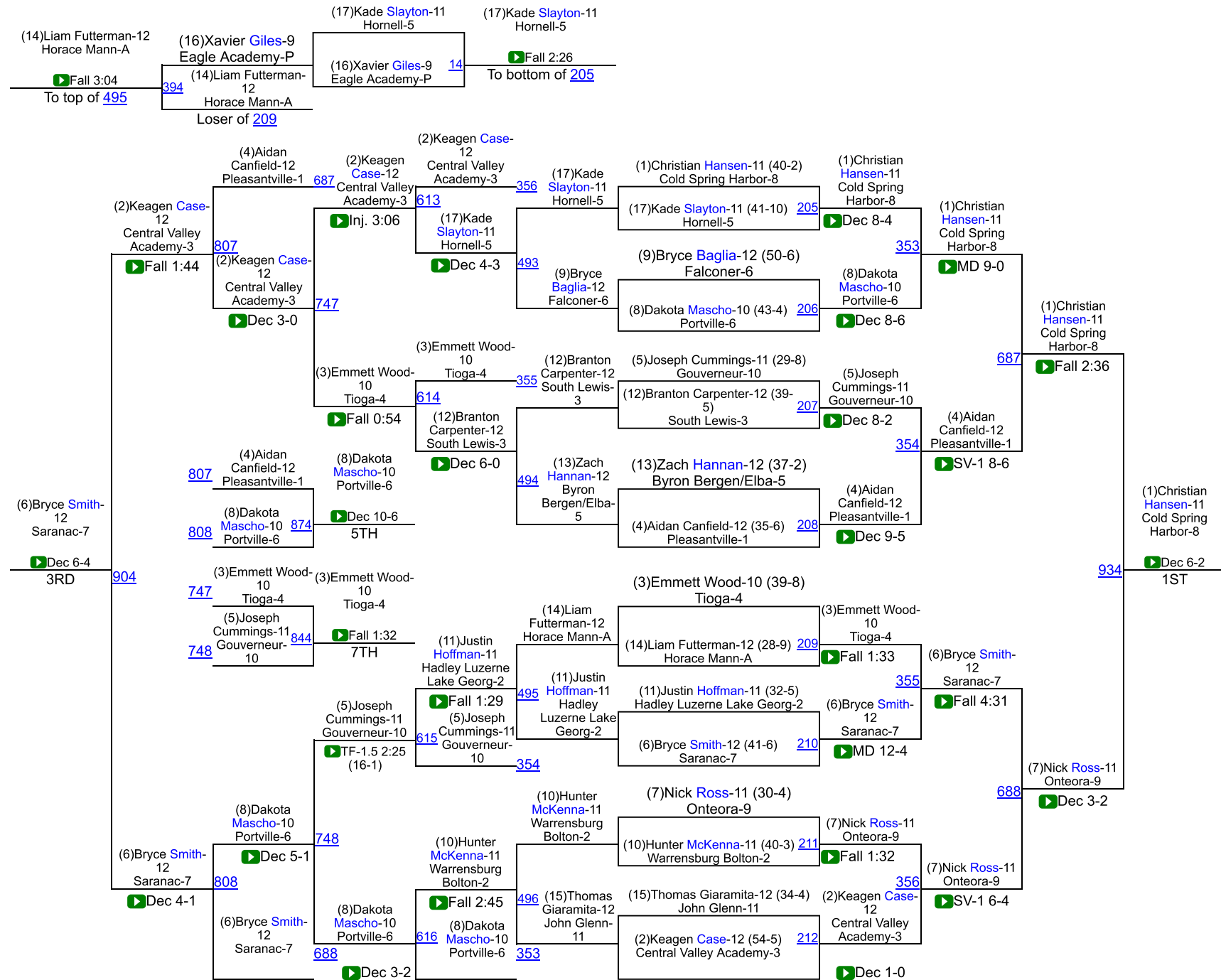
2020 NYSPHSAA State Championships



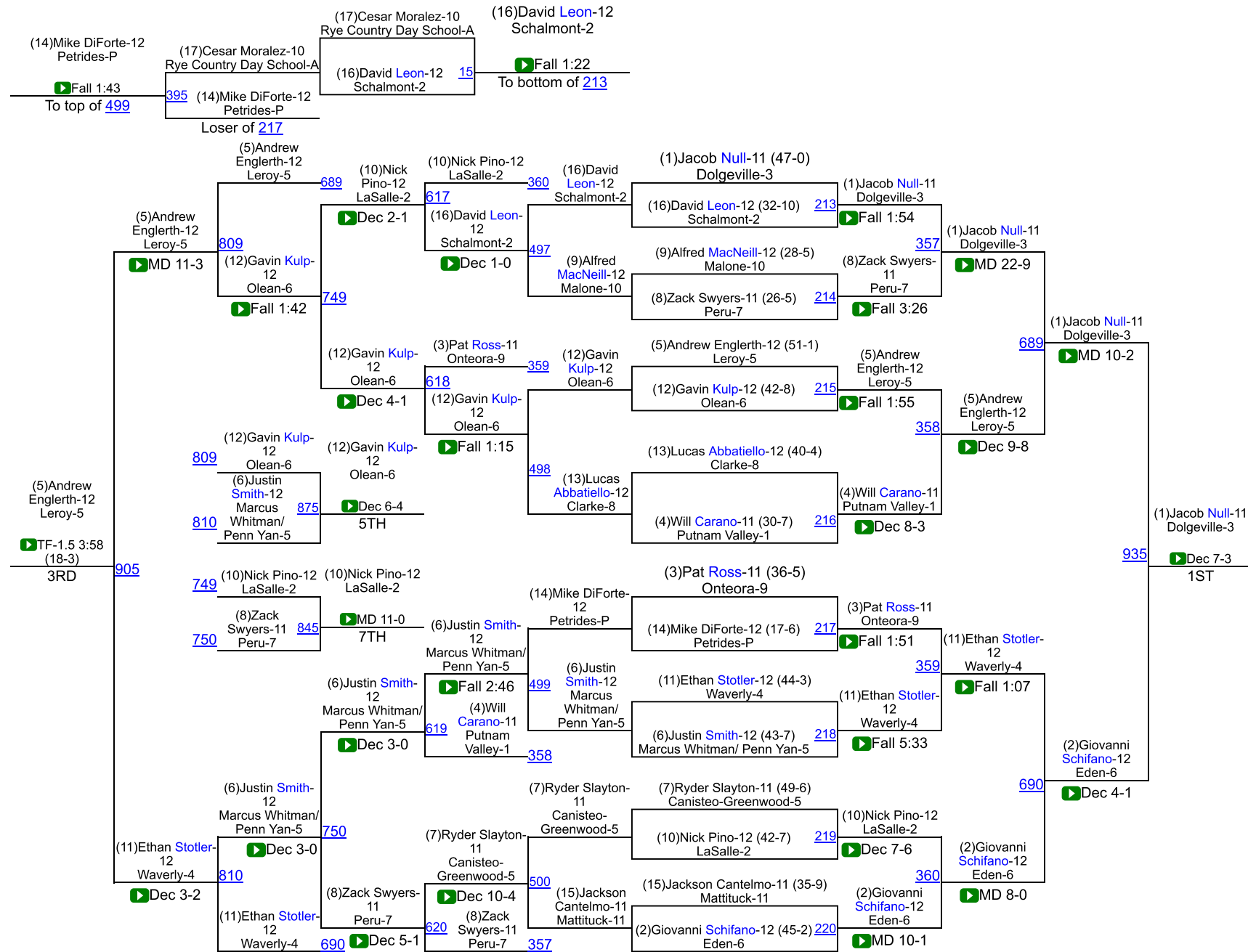
2020 NYSPHSAA State Championships



2020 NYSPHSAA State Championships

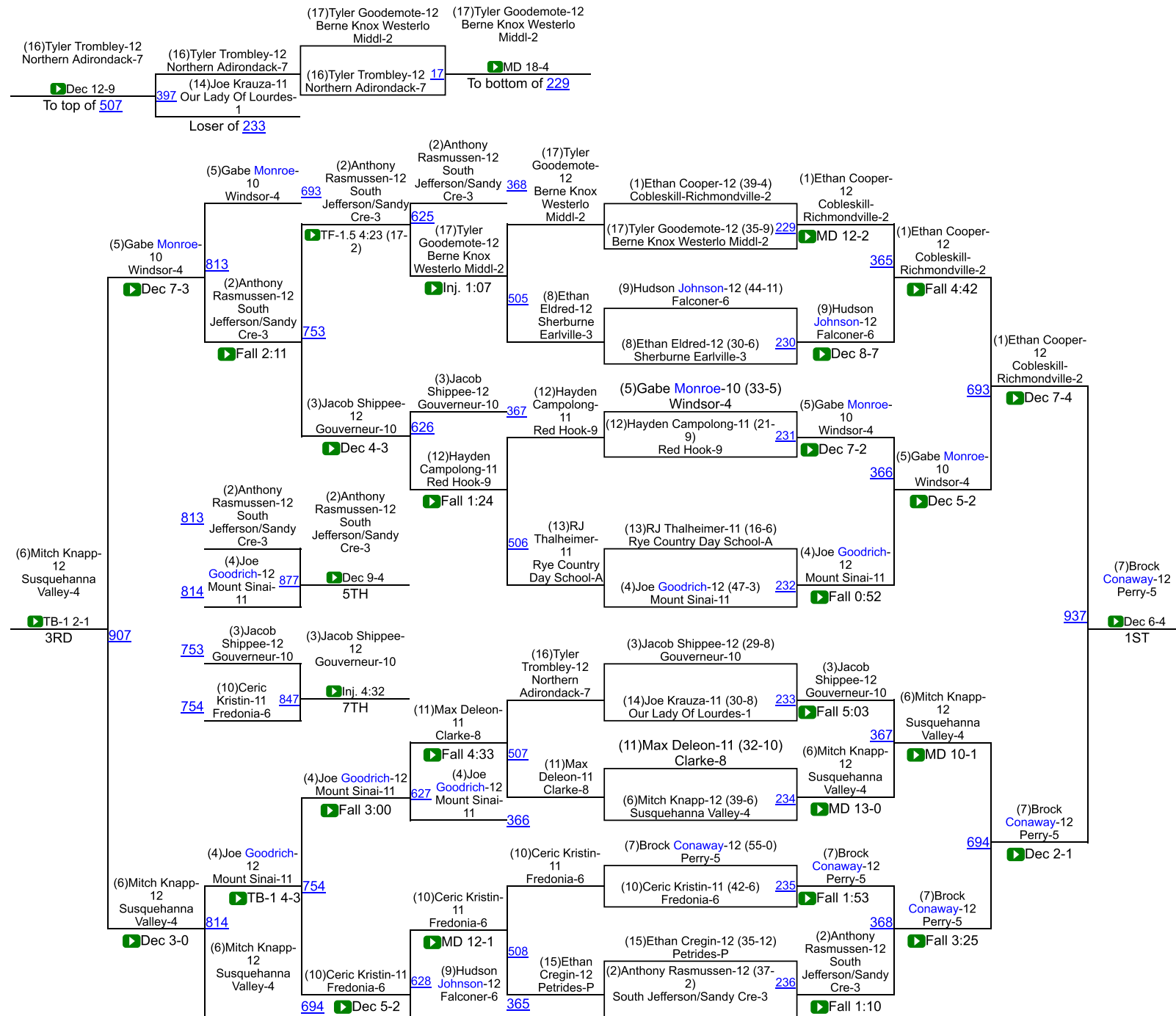


2020 NYSPHSAA State Championships

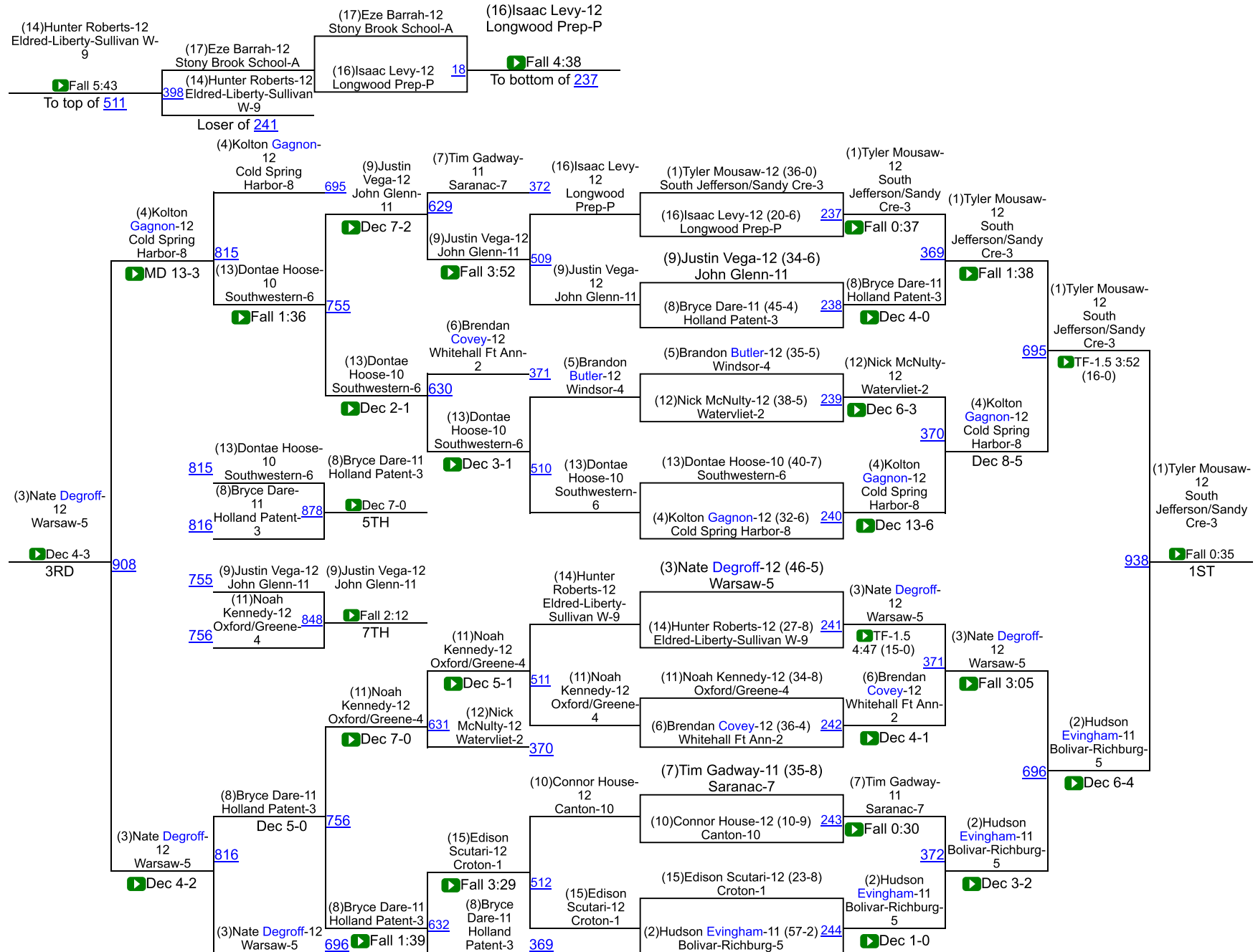


2020 NYSPHSAA State Championships

II-182

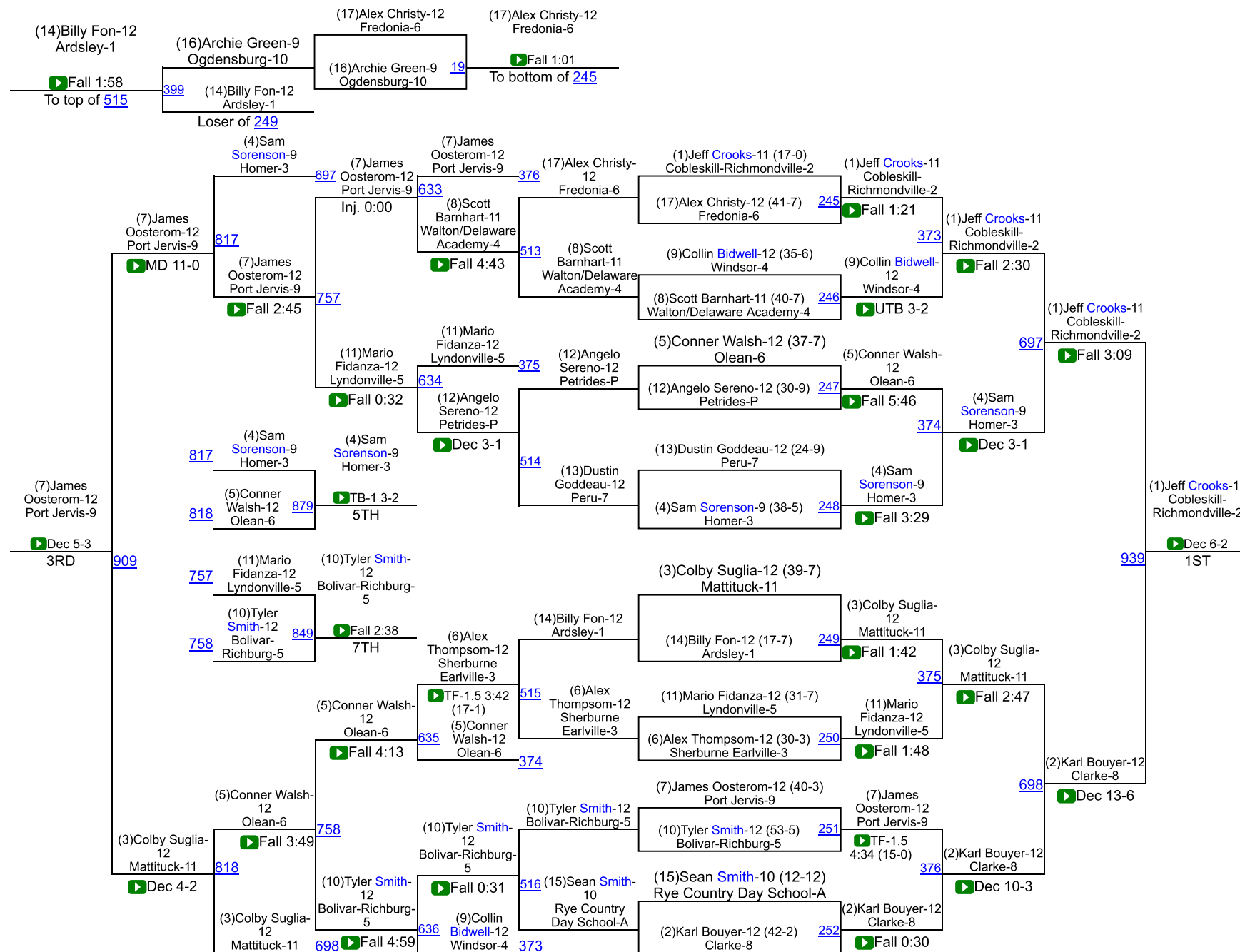


2020 NYSPHSAA State Championships



2020 NYSPHSAA State Championships

II-220



2020 NYSPHSAA State Championships

II-285

